Ultra High Purity Products Systems



MAGNOX

OUR PEOPLE MAKE THE DIFFERENCE

www.magnox.com.cn

公司介绍 Company Profile

苏州迈格诺科洁净材料有限公司自 2012 年成立以来，一直坚持以超纯不锈钢为母材，专注于各类超高洁净系统和精密零部件的设计、加工、制造及销售。我们致力于为客户提供高质量、成本效益兼备的标准件及定制化产品，同时提供卓越的全程供应链管理服务。

公司配备了完整的生产线，涵盖精密机械加工、精密焊接、电解抛光、化学清洗以及精密测量等关键制程。拥有通过第三方认证的面积达到 2000m² 百级洁净间，可满足半导体行业超纯气管路及气体盘面和精密零组件的焊接、清洗、组装测试及无尘包装需求。此外我们的各类加工及检测设备均来自国际一线品牌，确保产品质量的卓越性。

公司已通过 ISO9001 质量管理体系认证、ISO3834 焊接质量体系认证、TUV PED4.3 压力管件认证、美国 3A 卫生级管件认证。我们的团队汇聚了设计、工艺、制造加工、质量与制程控制以及供应商管理等多领域的专业人才。他们技术精湛、经验丰富且敬业踏实，在业界赢得了良好的信誉与口碑。

迈格诺科始终坚持以客户为导向，广泛服务于人工智能、生物制药、食品饮料、精密化工、太阳能光伏、半导体芯片、平板显示等多元化产业。凭借深厚的行业经验和专业知识，我们深刻理解这些行业的严苛要求，并能提供成熟的解决方案。在系统洁净度、焊接产品形位精度等关键领域，我们拥有一套完善的工艺方案和操作标准。迈格诺科承诺，在客户的严格要求下，我们将提供最优的解决方案，确保完美实现客户的目标需求。

Founded in 2012, Suzhou Magnox Clean Materials Co., Ltd. has always adhered to using ultra-pure stainless steel as the base material, specializing in the design, processing, manufacturing and sales of various ultra-high purity clean systems and precision components. We are committed to providing customers with high-quality, cost-effective standard and customized products, as well as excellent end-to-end supply chain management services.

The company is equipped with a complete production line covering key processes such as precision machining, precision welding, electrolytic polishing, chemical cleaning and precision measurement. It has a third-party certified Class 100 cleanroom of 2000m², which can meet the needs of the semiconductor industry for welding, cleaning, assembly testing and dust-free packaging of ultra-pure gas pipelines, gas panels and precision components. In addition, all our processing and testing equipment are from international first-line brands, ensuring the excellence of product quality.

The company has obtained ISO9001 Quality Management System Certification, ISO3834 Welding Quality System Certification, TUV PED4.3 Pressure Pipe Fittings Certification, and 3A Sanitary Pipe Fittings Certification (USA). Our team brings together professionals in multiple fields including design, process engineering, manufacturing, quality and process control, and supplier management. With exquisite skills, rich experience and a dedicated work ethic, they have earned a strong reputation and good word-of-mouth in the industry.

Magnox has always been customer-oriented, serving a wide range of industries such as artificial intelligence, biopharmaceuticals, food and beverage, fine chemicals, solar photovoltaics, semiconductor chips, and flat panel displays. With profound industry experience and professional expertise, we deeply understand the stringent requirements of these industries and can provide mature solutions. In key areas such as system cleanliness and geometric accuracy of welded products, we have a complete set of process plans and operational standards. Magnox promises that under the strict requirements of our customers, we will provide the optimal solutions to perfectly achieve their target needs.

MAGNOX

CONTENTS 目 录

Valve Manifold Panel 阀门控制盘面	1
Valve Manifold Boxes 阀门控制柜	2
Purge Gas Panel 气体终端吹扫盘面	3-6
UHP Gas Line & Vacuum Tube 超纯气体及泛半导体真空管路	7
Semiconductor Precision CNC 半导体精密机械加工	8
Precision Tube Bending 精密弯管和盘管	9
Collaring 拔管	10
Precursor Source Vessel 前驱体源瓶	11-12
Ultra High Purity Bellows 超纯波纹管	13-14
Tube & Pipe 管道	16-21
Tube & Pipe Fittings 管件	22-37
Coaxial Double Fittings 同轴双套管件	38-46
Micro Fittings 微焊管件	48-52
CNC Long Fittings CNC长焊管件	53-54
Metal Seal Fittings 金属面密封接头	56-77
O-Ring Seal Fittings O型圈面密封接头	78-88
UHP Diaphragm Valve 超纯隔膜阀	89-96
Stainless Steel Gas Filter 超纯不锈钢过滤器	97-98

Valve Manifold Panel

阀门控制面板

迈格诺科专业设计和制造应用于 UHP 系统中的Gas Line、Gas Panle、VMB等非标定制产品。

为了满足客户高质量的定制产品需求，我们成立由经验丰富的工程师、设计师以及焊接技工团队，借助先进的3D建模能力，最大限度地提供项目交付效率和质量。

气体分配盘面旨在分配来自散装特种气体系统或气体面板的无害特种气体，同时遵守适用的设计标准和指南。面板的设计经过优化，可最大程度地减少设备占地面积、简化安装和操作，无需电气控制器。面板中可以集成各种功能，例如远程压力监控系统或泄漏检测器等。



特性和优点

◇ 符合专为安全、高效和可靠地处理UHP工艺气体而设计
◇ 紧凑的设计减少了空间要求并使安装变得容易
◇ 耐用、优质的组件有助于减少维护要求
◇ 设计有用于视觉和质量检查的镜面后面板
◇ 所有系统均功能齐全并经过泄漏测试
◇ 通过第三方认证的百级洁净室内焊接、组装、测试、包装

Valve Manifold Boxes

阀门控制柜

气体阀门分配箱设计用于分配来自散装特气系统或气体柜的危险特种气体，同时符合适用的标准和指南，以确保始终符合职业健康和安全标准。采用PLC和人机界面的集成控制，便于半自动操作，同时为用户提供一目了然的系统状态的视觉概述。各种安全功能被整合到系统中，以检测危险并自动执行必要的功能，以减轻事故。

如有需求，请咨询迈格相关销售工程师以协助开发符合您技术的系统。



标准功能

◇ 通过硬件安全联锁自动关闭系统
◇ 用于提供状态信息的指示灯和蜂鸣器
◇ 工艺气体流量配置为 30 和 120 slpm N2
◇ 所有传感器和及阀门均采用VCR连接，以便于组件维护和更换，箱体采用耐燃、耐腐蚀金属材质，烤漆涂层，带有闭锁机构的钥匙锁门及1/4英寸钢丝强化安全玻璃窗
◇ 符合 SEMI S2-0715标准

安全特性

◇ 可燃气体系统安全防护设计与技术应用
◇ 声音和视觉警报和警告
◇ 本地和远程 EMO
◇ 废气流量检测
◇ 有毒、腐蚀性和易燃气体系统的气体泄漏检测
◇ 可燃气体系统的紫外/红外和火焰检测
◇ 失效模式和影响分析 (FMEA)

控制系统

◇ 西门子SIMATIC S7系列PLC
◇ 用户授权和密码保护HMI人机界面
◇ 多语种操作指南
◇ 手动、气动阀门
◇ 连接监控和数据采集系统，用于远程系统监控

选配项目

◇ 用于腐蚀性气体系统的具有高耐腐蚀哈氏合金内件的减压阀
◇ 每条管路都有单独的在线气体过滤器
◇ 适用于腐蚀性气体系统的高耐腐蚀哈氏合金滤芯气体过滤器

Purge Gas Panel

气体吹扫面板

气体吹扫面板是一款低成本气体面板，采用经济设计，适用于惰性气体输送应用。它的主要设计目的是将纯化的氮气从气瓶源输送到需要吹扫气体的系统。该面板的设计经过优化，可最大程度地减少设备占用空间，简化安装和操作，无需电气控制器，同时在恒定压力下提供稳定的纯化氮气流。面板中可以集成各种功能，如远程压力监控系统或泄漏检测器等。如有需求，请咨询迈格诺科相关销售工程师以协助开发符合您设计需求的系统。



最佳管道布局和设计

◇ 工艺气体流量配置为 30 和 120 slpm N2
◇ 在线气体过滤器，多种过滤精度可选，氮气颗粒去除效率等级高达5slpm
◇ 开启压力可调的止回阀
◇ 用于机械测试和通风的端口

选配项目

◇ 在线压力传感器与监控和数据采集系统，用于远程系统监控

Purge Gas Panel









UHP Gas Line & Vacuum Tube

特气&真空管道

拥有满足SEMI标准的精密加工、下料、清洗、焊接、检测、封装等全套工艺制程。
已取得ISO3834-2焊接体系认证，所有焊接程序严格执行由AWS和IIW双认证的焊接工程师制定WPS焊接程序。
所有焊接技工均通过WPQ焊工技能评定。
专业的材料知识可为您推荐符合您设计需求但可以明显缩短交货时间或节省成本的替代方案。
与业内众多材料品牌保持长期良好的合作关系，可快速匹配图纸需求物料，缩短交货时间。
完善的知识产权保密系统，确保客户的知识产权不被外泄。
UHP产品所有制程均在通过第三方认证的百级洁净室内完成全部工序。

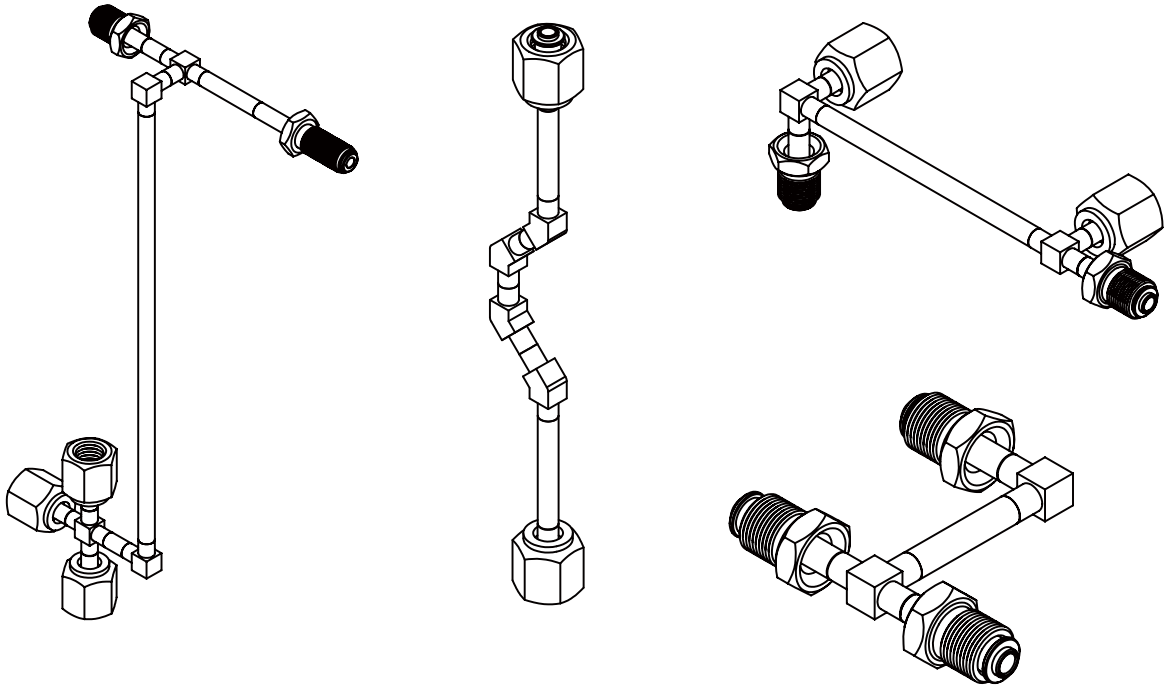









Semiconductor Precision CNC

半导体精密机械加工

迈格诺科拥有多台国际一线品牌高精密机床，可满足航空航天、国防、生物制药、半导体和不断发展的高科技行业客户的应用要求。

我们的机械师是业内技术最精湛、经验最丰富的机械师之一。将他们的才华与先进的编程软件和多轴加工技术相结合，使我们能够高效地生产复杂、公差严格的精密部件。

针对复杂零件可提供从精密加工到焊接至表面处理全方位交钥匙解决方案，并可实现 0.01mm的公差。

得益于我们团队成员始终如一的优质服务，我们与客户建立了良好持久的合作关系。













Precision Tube Bending

MAGNOX

精密弯管和盘管

◇ 精密弯管是材料、机械设计及加工工艺等各项熟练的专业知识完美结合的一项艺术。
并以此实现大多数高科技行业所需的无缺陷弯曲管状组件。
◇ 可提供多种金属材料弯管或盘管服务，包括：不锈钢、铜、铝、钛合金、哈氏合金等。
◇ 尺寸范围从 1/16″ 至 2″ 的管材。
◇ 专业折弯技术人员拥有多年的经验，并且经过严格培训，能够提供最精确的折弯。
◇ 可提供满足半导体工艺需求在洁净室内实现无油电动数控弯管且不破坏管道内部电解表面。
◇ 有多种弯曲R角模具可供选择，如有需求请咨询迈格诺科相关业务。













Collaring

拔管

从简单的三通到复杂排管，产品的低死角和最佳流导性，是我们的核心竞争力之一。
可在非常狭窄,偏心或45°角的分支上进行拔管，并结合我们的焊接技术，实现管路系统最优的空间管理。
可在短而密集的分支管路上，从主管到支管实现非常均匀的过渡。
无焊接死角，降低物料残留堆积，实现最佳的流导特性。
可实现Orbital焊接,对焊道外观、强度、密封性能以及焊接形变的控制到达最佳。
可减少管件的使用，降低焊接工作量，有效提高交付周期并降低成本。
可提供拔管、焊接至表面处理全制程服务。





Precursor Source Vessel

前驱体源瓶

在ALD、CVD等半导体工艺制程中，选择合适的前驱体对工艺控制、薄膜性能等方面至关重要；同时根据前驱体特性，如挥发性、反应性等，配以合适的源瓶对工艺会有协同效应。

BC系列源瓶组件通过对选材到成型工艺的高品质把控，能适应绝大部分前驱体封装存储，为整段沉积工艺提供绝佳的安全性和洁净度保障。

特征

◇ 满足超高纯工艺，适用于超高纯应用
◇ 浸润金属部件为SUS316L，广泛的化学兼容性
◇ 外部机械抛光至镜面，内部电解抛光至粗糙度 Ra≤0.25μm
◇ (漏率)：≤$1.0x^{10}$ std cm /s
◇ 连接尺寸：1/4" 至 1/2"
◇ 连接方式：金属面密封接头
◇ 提供多种容积定制服务



Bubbler Cylinder Specifications

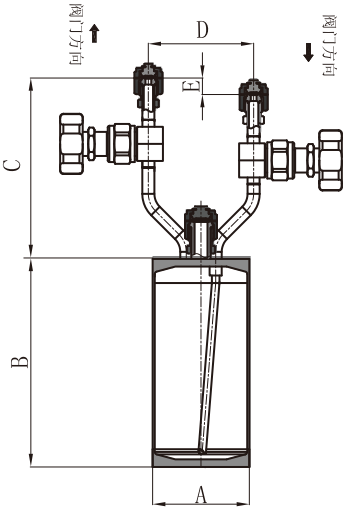

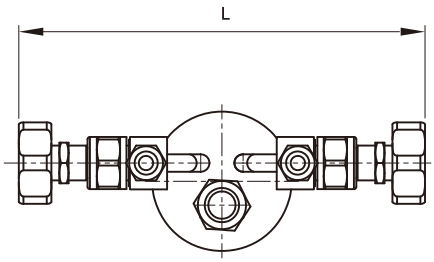

BC-C系列

型号	Vol.(ml)	A	B	C	D	F	测温孔	接口形式
BC-C02015	150	51.00	108.00	140.00	83.00	13.00	有	VCR-M/F
BC-C02030	300	51.00	187.00	140.00	83.00	13.00	有	VCR-M/F
BC-C03060	600	76.00	163.00	140.00	83.00	13.00	有	VCR-M/F
BC-C03100	1000	76.00	254.00	140.00	83.00	13.00	有	VCR-M/F
BC-C04100	1000	102.00	165.00	140.00	83.00	13.00	有	VCR-M/F
BC-C04140	1400	102.00	203.00	140.00	83.00	13.00	有	VCR-M/F
BC-C04180	1800	102.00	254.00	140.00	83.00	13.00	有	VCR-M/F
BC-C06275	2750	152.00	188.00	140.00	83.00	13.00	有	VCR-M/F

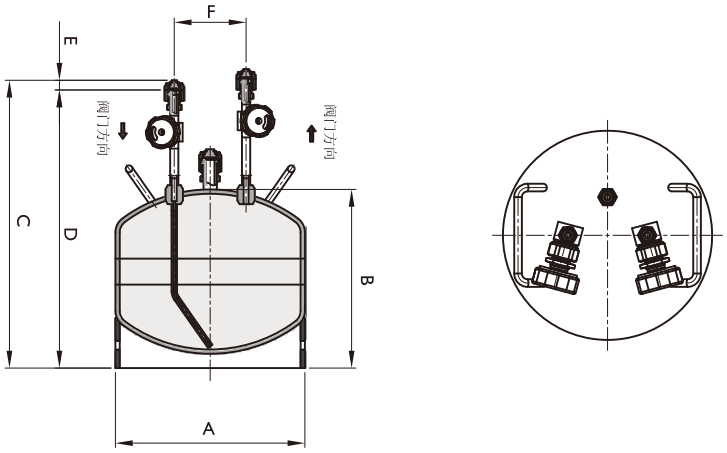

BC-S系列

型号	容积	A	B	C	D	E	F	测温孔	接口形式
BC-S0025	2.5L	159.00	192.20	317.60	311.60	6.00	52.50	有	VCR-M/F
BC-S0030	3L	159.00	202.20	307.60	301.60	6.00	52.50	有	VCR-M/F
BC-S0043	4.3L	219.00	178.50	305.00	318.00	13.00	83.00	有	VCR-M/F
BC-S0050	5L	219.00	185.00	305.00	318.00	13.00	83.00	有	VCR-M/F
BC-S0080	8L	273.00	212.00	306.00	318.00	12.00	140.00	有	VCR-M/F
BC-S0100	10L	254.00	340.00	470.00	470.00	0.00	60.00	有	VCR-M/F
BC-S0190	19L	254.00	531.00	611.00	611.00	0.00	146.00	有	VCR-M/F
BC-S0200	20L	307.00	355.00	486.00	469.00	17.00	43.10	有	VCR-M/F
BC-S0220	22L	307.00	425.00	513.00	519.40	6.40	146.00	有	VCR-M/F
BC-S0300	30L	307.00	551.60	670.00	650.00	20.00	146.00	有	VCR-M/F
BC-S1100	110L	375.00	1149.50	1270.00	1250.00	20.00	70.50	有	VCR-M/F
BC-S5000	500L	816.00	1215.00	1300.00	1300.00	0.00	400.00	无	VCR-M/F

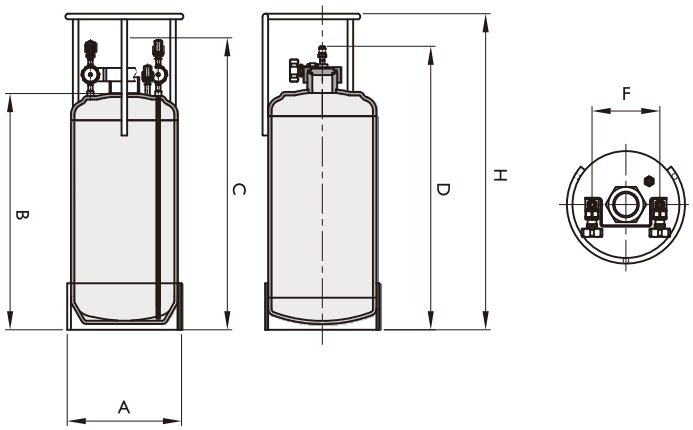

BC-G系列

型号	容积	A	B	C	D	F	测温孔	接口形式
BC-G0020	2gal	254.00	262.00	335.00	330.00	146.00	有	VCR-M/F
BC-G0050	5gal	254.00	542.00	610.00	610.00	146.00	有	VCR-M/F
BC-G0100	10gal	323.00	586.50	683.00	683.00	228.00	有	VCR-M/F

Ultra High Purity Bellows

MAGNOX

高洁净金属软管

工作压力范围
金属软管：真空至0.5Mpa
编织网软管：真空至21.4Mpa

材质：SUS316L
工作温度：-50℃~350℃
洁净处理：脱脂清洗，精密清洗
漏率：≤$1.33x10^{-9}$ atm.cc/Sec
内表面粗处理： BA & EP



订购信息
Ordering Information

66707	—	4	SW			8	VF	—	0500	—	C7	—	40	—	F4	—	C5

产品系列	
66707	UH 系列

终端接口尺寸		终端接口形式A	
4	1/4"	TW	TUBE
6	3/8"	SW	Lok
8	1/2"	VM	Male VCR
6M	6mm	VF	Fmale VCR
8M	8mm	OF	Fmale VCO
10M	10mm	OM	Male VCO
12M	12mm	QF	Quick Fittings
		NM	Male NPT
		NF	Fmale NPT
		PM	Male PT
		PF	Fmale PT
		GM	G螺纹外丝
		GF	G螺纹内丝

终端接口尺寸		终端接口形式B	
4	1/4"	TW	TUBE
6	3/8"	SW	Lok
8	1/2"	VM	Male VCR
6M	6mm	VF	Fmale VCR
8M	8mm	OF	Fmale VCO
10M	10mm	OM	Male VCO
12M	12mm	QF	Quick Fittings
		NM	Male NPT
		NF	Fmale NPT
		PM	Male PT
		PF	Fmale PT
		GM	G螺纹外丝
		GF	G螺纹内丝

长度(mm)
XXXX

金属编织网	
BLANK	不需要
C7	外加金属编织网

材质	
40W	316LV+V
H22	C-22
40	316L

内表面处	
BLANK	BA
F4	EP

包装环境	
BLANK	大气环境
C7	万级洁净间
C5	百级洁净间

说明

1、当终端接口B的尺寸和形式与接口A相同时，B的代码将被省略。
2、“选型说明”用于说明型号的组成规则，有些组合实际并不存在:如有疑问，请联系迈格诺科相关销售工程师。

Ultra High Purity Bellows

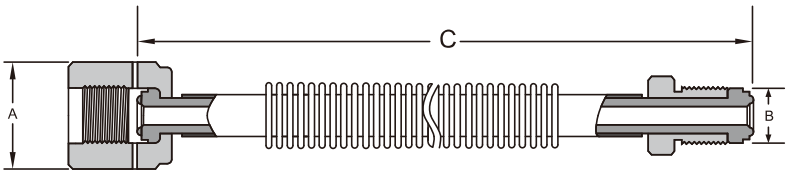

Inlet Type	Dimension,mm		
	A	B	C
Lok-Lok	1/4"Lok	1/4"Lok	OPTION
	3/8"Lok	3/8"Lok	OPTION
	1/2"Lok	1/2"Lok	OPTION
	3/4"Lok	3/4"Lok	OPTION
	1"Lok	1"Lok	OPTION
MVCR-MVCR	1/4"MVCR	1/4"MVCR	OPTION
	3/8"MVCR	3/8"MVCR	OPTION
	1/2"MVCR	1/2"MVCR	OPTION
	3/4"MVCR	3/4"MVCR	OPTION
	1"MVCR	1"MVCR	OPTION
FVCR-FVCR	1/4"FVCR	1/4"FVCR	OPTION
	3/8"FVCR	3/8"FVCR	OPTION
	1/2"FVCR	1/2"FVCR	OPTION
	3/4"FVCR	3/4"FVCR	OPTION
	1"FVCR	1"FVCR	OPTION
FVCR-MVCR	1/4"FVCR	1/4"MVCR	OPTION
	3/8"FVCR	3/8"MVCR	OPTION
	1/2"FVCR	1/2"MVCR	OPTION
	3/4"FVCR	3/4MVCR	OPTION
	1"FVCR	1"MVCR	OPTION
FVCR-Lok	1/4"FVCR	1/4"Lok	OPTION
	3/8"FVCR	3/8"Lok	OPTION
	1/2"FVCR	1/2"Lok	OPTION
	3/4"FVCR	3/4"Lok	OPTION
	1"FVCR	1"Lok	OPTION
MVCR-Lok	1/4"MVCR	1/4"Lok	OPTION
	3/8"MVCR	3/8"Lok	OPTION
	1/2"MVCR	1/2"Lok	OPTION
	3/4"MVCR	3/4"Lok	OPTION
	1"MVCR	1"Lok	OPTION
TUBE-TUBE	1/4"TUBE	1/4"TUBE	OPTION
	3/8"TUBE	3/8"TUBE	OPTION
	1/2"TUBE	1/2"TUBE	OPTION
	3/4"TUBE	3/4"TUBE	OPTION
	1"TUBE	1"TUBE	OPTION

MEMO


MAGNOX

Chemical Composition (%)
化学成分

ASTM 标准	C	Si	Mn	P	S	Ni	Cr	Mo
304	≦ 0.080	≦ 1.00	≦ 2.00	≦ 0.045	≦ 0.030	8.00 – 11.00	18.00 – 20.00	-
304L	≦ 0.035	≦ 1.00	≦ 2.00	≦ 0.045	≦ 0.030	8.00 – 12.00	18.00 – 20.00	-
316	≦ 0.080	≦ 1.00	≦ 2.00	≦ 0.045	≦ 0.030	10.00 – 14.00	16.00 – 18.00	2.00 – 3.00
316L	≦ 0.035	≦ 1.00	≦ 2.00	≦ 0.045	≦ 0.030	12.00 – 16.00	16.00 – 18.00	2.00 – 3.00
316L VAR	0.015 – 0.030	≦ 1.00	1.00 – 1.50	≦ 0.045	0.005 – 0.012	12.00 – 16.00	16.00 – 18.00	2.00 – 3.00
316L VIM+VAR	0.015 – 0.030	≦ 1.00	0.15 – 0.40	≦ 0.045	0.005 – 0.010	12.00 – 16.00	16.00 – 18.00	2.00 – 3.00

Characteristics
材料特性

	机械							抗氧化 临界温度	
ASTM	拉伸 强度 (N/mm^2)	屈服 强度 (N/mm^2)	延伸率 (%)	比重	热膨胀 X 10-6 0 - 100°C	比电阻 (10-8Ωm)	比热 0 - 100°C kj / (kg . °C)	连续使用 (°C)	间歇使用 (°C)
304	≧ 520	≧ 205	≧ 30	7.93	17.3	72	0.5	900	810
304L	≧ 480	≧ 175	≧ 30	7.93	17.3	72	0.5	900	810
316	≧ 520	≧ 205	≧ 30	7.98	16.0	74	0.5	900	810
316L	≧ 480	≧ 175	≧ 30	7.98	16.0	74	0.5	900	810

Cleaned Quality Assurance Values
清洁质量保证值

检测项目	保证值					
	AP	等级	BA 等级	MP + EP 等级	EP	等级
含油量测定	≦ 0.1mg/ft²		≦ 0.01mg/ft²			
颗粒计数	≦ 0.3μm 颗粒的数量 ≦ 5/cf		≦ 0.1μm 颗粒的数量 ≦ 5/cf		≦ 0.1μm 颗粒的数量 ≦ 5/cf	
液体电阻率测量	-		≧ 0.5MΩ-cm			
离子色谱分析	-		≦ 10ng/cm²		≦ 5ng/cm²	
露点测量	-		≦ -75°C			

Weld Bevel End Manufacture Form
焊接坡口加工型式

Type \ Form	Automatic Welding		Manual Welding	
	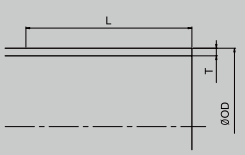	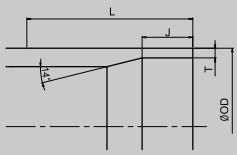	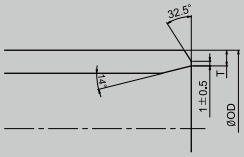	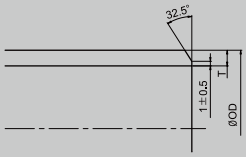
ELBOW (LONG/SHORT)	8A ~ 100A	-	125A ~ 600A	-
EQUAL TEE (LONG/SHORT)	8A ~ 65A	80A ~ 100A	125A ~ 600A	-
REDUCING TEE	8A ~ 100A	-	-	125A ~ 600A
CAP	-	15A ~100A	125A ~ 600A	-
CAP REDUCER	15A ~ 32A	40A ~100A	125A ~ 600A	-
CONCENTRIC REDUCER	15A ~ 100A	-	125A ~ 600A	-
ECCENTRIC REDUCER	15A ~ 100A	-	125A ~ 600A	-

Dimensional Tolerance
尺寸公差

Item	Products	Normal Pipe Size				
		1/8" ~ 3/8 "	8A ~ 10A 1/2" ~ 3/4 "	15A ~ 65A 1" ~ 3 "	80A ~ 200A 4" ~ 6 "	250A ~ 300A
Pipe Fitting Header Joint-Header Multi-Tee	Outside Diameter at End (OD)	±0.1mm	±1%			
	Wall Thickness at End (T)	Either Bigger ±0.2mm or ±20%				
	Straight End Length (L)	+ Not Specified - 0.4mm				
	Thinning Length (J)	+ Not Specified - 0				
Elbow, D-Elbow	Bend Radius (R)	±0.8mm		±1.6mm		±3.2mm
Elbow, D-Elbow, Tee, Joint-Tee D-Tee, Header Joint-Header, Multi-Tee	Center to End (A·B ·C ·M)	±0.8mm		±1.6mm		±3.2mm
Lap Joint Pipe Flange	Length (FF FP)	±0.8mm		±1.6mm		±3.2mm
Cap, 180° Return Bend	Back to End (E, BH)	±0.8mm		±3.2mm		
Reducer, Cap Reducer J-Reducer, J-Cap Outside-Diameter-Changeable Fitting Wall-Thickness-Changeable Fitting	Over All Length (H, Q)	±0.8mm		±1.6mm		±3.2mm
Lap Joint	Thickness of Lap (t)	10A		+1.6mm - 0		
	Diameter of Lap (G)	10A		+0mm - 0.8		+0mm -1.6
Header Joint-Header Multi-Tee	Length of End (EL)	±1.6mm				
	Branch Pitch (P)	±1.6mm			±3.2mm	
	Total Length (L)	+5mm -0				

Tube Ordering Information
管道订购信息

S40 — 66759 — 4 — 4 — F4

材质	
W40	SUS316L焊管
W10	SUS304焊管
S40	SUS316L无缝管
S10	SUS304 无缝管
S40V	SUS316L VAR无缝管
S40W	VIM+VAR无缝管

产品系列	
66759	英制
66763-05	A制5S
66763-10	A制10S
66764	公制

尺寸	
4	1/4"
6	3/8"
8	1/2"
12	3/4"
16	1"
20	1 1/4"
24	1 1/2"
32	2"
40	2 1/2"
48	3"
64	4"
80	5"
96	6"
XXXA	A制管
XXXM	公制管

长度	
2	2000m
4	m
6	4000m

表面处理	
BLANK	BA Ra≤0.8um
F4	EP Ra≤0.375um
F5	MP Ra≤0.8um
F6	AP Ra≤2.50um

1、管件圆周焊缝区域内表面和外表面的值未定义。

2、“选型说明”用于说明型号的组成规则，有些组合实际并不存在；如有疑问，请联系迈格诺科相关业务。

Tube Series
Tube管道系列

Material	316L/304
Surface treatment	EP/BA/AP
Range of size	1/8″ -12″
Comply with specification	ASTM A269.A632

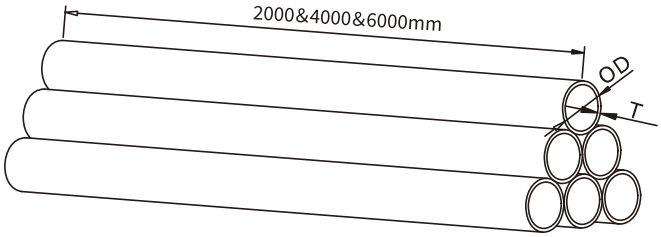

Tube size		Wall Thickness (mm)	316L/304L BA/AP 316L EP		Length
Inch size	Outside Diameter (mm)		Seamless	Seam	
1/4″	6.35	0.89/1.0	√		2000/4000/6000
3/8″	9.53	0.89/1.0	√		
1/2″	12.7	1.0/1.24	√		
5/8″	15.88	1.24	√		
3/4″	19.05	1.24/1.65	√		
1″	25.4	1.65	√	√	
1-1/2″	38.1	1.65	√	√	
2″	50.8	1.65	√	√	
2-1/2″	63.5	1.65	√	√	
3″	76.2	1.65	√	√	
4″	101.6	2.11	√	√	
5″	127	2.77	√	√	
6″	152.4	2.77	√	√	
8″	203.20	3.05	√	√	
10″	254.00	3.05	√	√	
12″	304.80	3.05	√	√	

Pipe Series
Pipe管道系列

Material	316L/304
Surface treatment	EP/BA/AP
Range of size	15A-1000A
Comply with specification	JIS G3459, JIS G3468

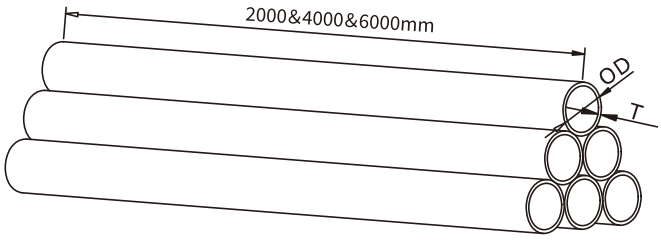

Pipe size		Wall Thickness (mm)		316L/304L BA/AP 316L EP		Length
A size	Outside Diameter (mm)	5S	10S	Seamless	Seam	
15A	21.7	1.65	2.1	√	√	
20A	27.2	1.65	2.1	√	√	
25A	34.0	1.65	2.8	√	√	
32A	42.7	1.65	2.8	√	√	
40A	48.6	1.65	2.8	√	√	
504	60.5	1.65	2.8	√	√	
65A	76.3	2.1	3.0		√	
80A	89.1	2.1	3.0		√	
90A	101.6	2.1	3.0		√	
100A	114.3	2.1	3.0		√	
125A	139.8	2.8	3.4		√	
150A	165.2	2.8	3.4		√	
200A	216.3	2.8	4.0		√	
250A	267.4	3.4	4.0		√	2000/4000/6000
300A	318.5	4.0	4.5		√	
350A	355.6	4.0	5.0		√	
400A	408.4	4.5	5.0		√	
450A	457.2	4.5	5.0		√	
500A	508.0	5.0	5.5		√	
550A	558.8	5.0	5.5		√	
600A	609.6	5.5	6.5		√	
650A	680.4	—	8.0		√	
700A	711.2	—	8.0		√	
750A	762.0	—	8.0		√	
800A	812.8	—	8.0		√	
850A	863.6	—	8.0		√	
900A	914.4	—	8.0		√	
950A	965.2	—	8.0		√	
1000A	1016	—	9.5		√	

MAGNOX

Fittings Ordering Information
管件订购信息

40	–	T	–	4	–	EB	–	F2

材 质	
W40	SUS316L 焊管
W10	SUS304焊管
40	SUS316L 无缝管
10	SUS304 无缝管
40V	SUS316L VAR 无缝管
40W	VIM+VAR 无缝管

产品系列	
T	TUBE
P	PIPE

主管尺寸		支管尺寸		转接终端
4	1/4"	4	1/4"	4VM
6	3/8"	6	3/8"	4VF
8	1/2"	8	1/2"	8VM
12	3/4"	12	3/4"	8VF
16	1"	16	1"	4SW
20	1 1/4"	20	1 1/4"	8SW
24	1 1/2"	24	1 1/2"	
32	2"	32	2"	
40	2 1/2"	40	2 1/2"	
48	3"	48	3"	
64	4"	64	4"	
80	5"	80	5"	
96	6"	96	6"	
XXXA	PIPE SIZE	XXXA	PIPE SIZE	

产 品	
EB	90° LONG ELBOW (长焊弯头)
ESB	90° SHORT ELBOW (短焊弯头)
HEB	45° LONG ELBOW (长焊弯头)
TSB	STANDARD TEE (长焊等径三通)
STB	STANDARD SHORT TEE (短焊等径三通)
TB	REDUCING TEE (变径三通)
RCB	CONCENTRIC REDUCER (管式偏心加长焊变径)
REB	ECCENTRIC REDUCER (管式同心加长焊变径)
CPB	CAP (封头)
CRB	CAP REDUCER (封头变径)
JTM	JOINT TEE (MALE) (转接三通MVCR)
JTF	JOINT TEE (FEMALE) (转接三通FVCR)
JRM	JOINT REDUCER (MALE) (转接变径MVCR)
JRF	JOINT REDUCER (FE-MALE) (转接变径FVCR)
JCM	JOINT CAP (MALE) (转接封头MVCR)
JCF	JOINT CAP (FEMALE) (转接封头FVCR)
TPK	TEFLON GASKET (特氟龙垫片)
LJF	LAP JOINT FLANGE (活套法兰)
RFF	RF FLANGE (突面法兰)
BLD	BLIND FLANGE (盲板法兰)
LAP	LAP JOINT (活套)
MHB	MULTI-HEADER TEE (直通多通管)
JMHB	MULTI-HEADER JOINT TEE (接头多通管)

表面处理	
BLANK	BA Ra≤0.8μm
F1	EP Ra≤0.13μm
F2	EP Ra≤0.18μm
F3	EP Ra≤0.25μm
F4	EP Ra≤0.375μm
F5	MP Ra≤0.80μm
F6	AP Ra≤2.50μm

1、管件圆周焊缝区域内表面和外表面的Ra值未定义。

2、主管尺寸与支管相同时，支管尺寸代码将被省略，如1"长焊等径三通，选型代码表示为40L-T-16-TSB-F3。

3、“型号说明”仅用于说明型号组成规则，有些组合实际并不存在;如有疑问请联系迈格诺科相关销售工程师。

90° Elbow
90° 弯头

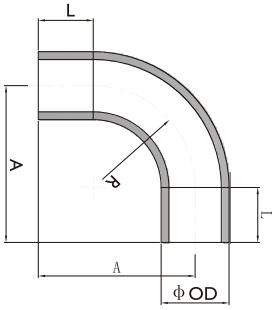

AUTO-WELDING 90° ELBOW(8A~100A)

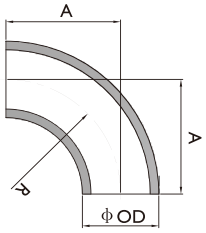

MANUAL-WELDING 90° ELBOW(125A~300A)

LONG RADIUS

unit = mm

Pipe Size (A Size) 90°																
OD	8A	10A	15A	20A	25A	32A	40A	50A	65A	80A	100A	125A	150A	200A	250A	300A
R	25.4	25.4	38.1	38.1	38.1	47.6	57.2	76.2	63.5	76.2	101.6	190.5	228.6	304.8	381.0	457.2
A	55.0	62.0	75.0	75.0	75.0	94.0	104.0	123.0	147.0	166.0	204.0					
L	29.0	36.0	36.0	36.0	36.0	46.0	46.0	46.0	51.0	51.0	51.0	-	-	-	-	-

unit = mm

Tube Size (Inch Size) 90°														
OD	1/4"	3/8"	1/2"	5/8"	3/4"	1"	1 1/4"	1 1/2"	2"	2 1/2"	3"	4"	5"	6"
R	20.0	23.0	25.0	28.0	30.0	33.0	47.6	57.2	76.2	95.3	95.3	133.4	190.5	228.6
A	49.0	52.0	54.0	64.0	66.0	69.0	84.0	104.0	123.0	147.0	147.0	185.0	250.0	290.0
L	29.0	29.0	29.0	36.0	36.0	36.0	36.0	46.0	46.0	51.0	51.0	51.0	56.0	56.0

SHORT RADIUS

unit = mm

Pipe Size (A Size) 90°																
OD	8A	10A	15A	20A	25A	32A	40A	50A	65A	80A	100A	125A	150A	200A	250A	300A
R	12.7	12.7	12.7	19.1	25.4	31.8	38.1	50.8	63.5	76.2	101.6	127.0	152.4	203.2	254.0	304.8
A	42.0	49.0	49.0	56.0	62.0	78.0	85.0	97.0	115.0	128.0	153.0					
L	29.0	29.0	29.0	36.0	36.0	36.0	36.0	46.0	51.0	51.0	51.0	-	-	-	-	-

45° Elbow
45° 弯头

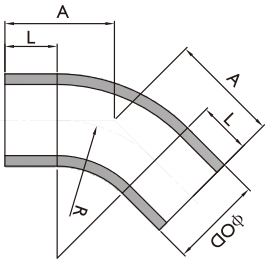

AUTO-WELDING 45° ELBOW(8A~100A)

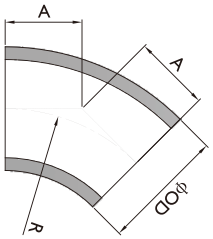

MANUAL-WELDING 45° ELBOW(125A~300A)

unit = mm

Pipe Size (A Size) 45°																
OD	8A	10A	15A	20A	25A	32A	40A	50A	65A	80A	100A	125A	150A	200A	250A	300A
R	25.4	25.4	38.1	38.1	38.1	47.6	57.2	76.2	95.3	114.3	152.4	190.5	228.6	304.8	381.0	457.2
A	40.0	47.0	52.0	52.0	52.0	66.0	70.0	78.0	91.0	99.0	115.0	78.9	94.7	126.2	157.8	189.4
L	29.0	36.0	36.0	36.0	36.0	46.0	46.0	46.0	51.0	51.0	51.0	-	-	-	-	-

unit = mm

Tube Size (Inch Size) 45°														
OD	1/4"	3/8"	1/2"	5/8"	3/4"	1"	1 1/4"	1 1/2"	2"	2 1/2"	3"	4"	5"	6"
R	20.0	23.0	25.0	28.0	30.0	33.0	47.6	57.2	76.2	95.3	95.3	133.4	190.5	228.6
A	38.0	39.0	40.0	48.0	49.0	50.0	56.0	70.0	78.0	91.0	91.0	107.0	140.0	155.0
L	29.0	29.0	29.0	36.0	36.0	36.0	36.0	46.0	46.0	51.0	51.0	51.0	56.0	56.0

Equal Tee
等径三通

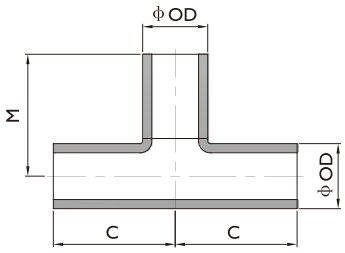

STANDARD TEE

unit = mm

Pipe Size (A Size)															
OD	8A	10A	15A	20A	25A	32A	40A	50A	65A	80A	100A	125A	150A	200A	250A	300A
C	42	49	59	65	68	88	95	102	121	130	145	123.8	142.9	177.8	215.9	254.0
M	42	49	59	65	68	88	95	102	121	130	145					

Tube Size (Inch Size)														
OD	1/4"	3/8"	1/2"	5/8"	3/4"	1"	1 1/4"	1 1/2"	2"	2 1/2"	3"	4"	5"	6"
C	35	37	39	49	52	55	59	74	77	90	121	132	140	160
M	35	37	39	49	52	55	59	74	77	90	121	132	140	160

SHORT TEE

Pipe Size (A Size)									
OD	15A	20A	25A	32A	40A	50A	65A	80A	100A
C	52	55	59	74	77	83	97	103	116
M	52	55	59	74	77	83	97	103	116

End Cap
封头

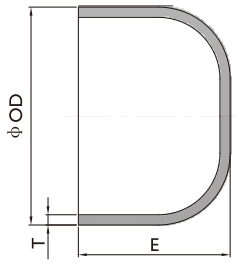

unit = mm

Pipe Size (A Size)																
OD	8A	10A	15A	20A	25A	32A	40A	50A	65A	80A	100A	125A	150A	200A	250A	300A
E	12.7	19.1	25.4	25.4	38.1	38.1	38.1	38.1	38.1	50.8	63.5	76.2	88.9	101.6	127.0	152.4
T	1.20	1.20	1.65	1.65	1.65	1.65	1.65	1.65	2.10	2.10	2.10	3.40	3.40	4.00	4.00	4.50

unit = mm

Tube Size (Inch Size)												
OD	1/4"	3/8"	1/2"	5/8"	3/4"	1"	1 1/4"	1 1/2"	2"	2 1/2"	3"	4"
E	12.7	12.7	12.7	12.7	19.1	25.4	38.1	38.1	38.1	38.1	38.1	63.5
T	1.00	1.00	1.24	1.24	1.65	1.65	1.65	1.65	1.65	1.65	1.65	2.11

Reducer
变径接头

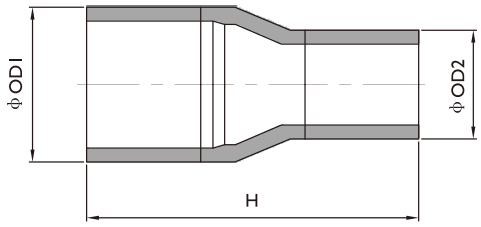

AUTO WELDING TYPE

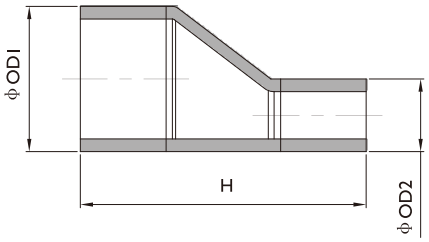

AUTO WELDING TYPE

Auto Welding Type Concentric Reducer / Eccentric Reducer
管式加长自动焊同心变径/偏心变径

unit = mm

Pipe Size (A Size)					
OD 1	OD 2	H	OD 1	OD 2	H
20A	15A	105	50A	40A, 32A, 25A	140
25A	20A, 15A	120	65A	50A, 40A, 32A	165
32A	25A, 20A, 15A	125	80A	65A, 50A, 40A	170
40A	32A, 25A, 20A	130	100A	80A, 65A, 50A	180

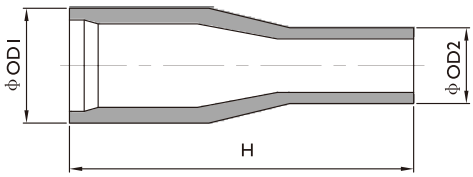

MECHANICAL WORKING TYPE

Auto Welding& Mechanical Working Type
Concentric Reducer [RCB](8A-100A)

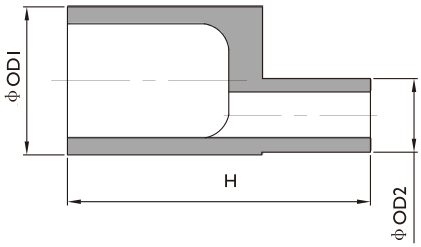

Auto-Welding & Mechanical Working Type
Eccentric Reducer [REB] (8A~100A)

Mechanical Working Type Concentric Reducer / Eccentric Reducer
一体加工式同心变径/偏心变径

unit = mm

Pipe Size (A Size)					
OD 1	OD 2	H	OD 1	OD2	H
15A	3/4″ ,1/2″	100	32A	1 1/2″ , 1 1/4″ , 1″	125
20A	1″ ,3/4″ ,1/2″	105	40A	1 1/2″ , 1 1/4″ , 1″ , 3/4″ , 1/2″ , 3/8″	130
25A	1″ ,3/4″ ,1/2″ ,3/8″ ,1/4″	120	50A	2 ″ , 1 1/2″ , 1 1/4″ , 1″ , 3/4″	140

Reducer
变径

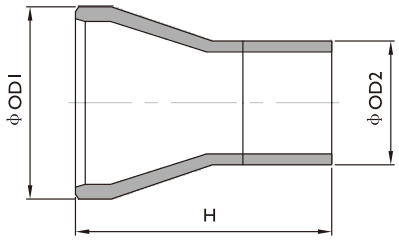

Manual-Welding of Large Dia. Side×Automatic Welding of Small Dia.
Sides & Manual-Welding Type Concentric Reducer [RCB] (125A~300A)

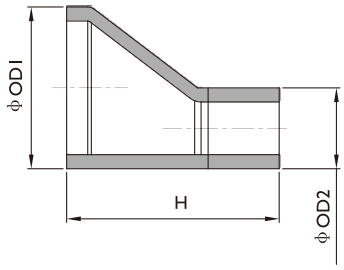

Manual-Welding of Large Dia. Side×Automatic Welding of Small Dia.
Sides & Manual-Welding Type Eccentric Reducer [REB] (125A~300A)

Manual Welding Of Large Dia. Side X Automatic Welding Of Small Dia. Sides Type Concentric / Eccentric Reducer
大直径手动焊接，小直径自动焊接，同心/偏心变径

Pipe Size (A Size)		
OD 1	OD2	H
125A	100A, 80A, 65A, 50A	190
150A	100A, 80A, 65A	205
200A	100A	220

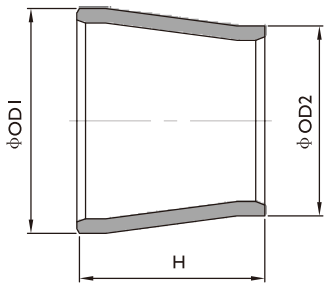

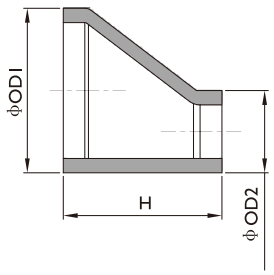

Manual Welding Type Concentric / Eccentric Reducer
手焊同心/偏心变径

Pipe Size (A Size)					
OD1	OD2	H	OD1	OD2	H
150A	125A	139.7	250A	200A, 150A, 125A	177.8
200A	150A, 125A	152.4	300A	250A, 200A, 150A, 125A	203.2

MAGNOX

Cap Reducer (Pipe Size)
封头变径 PIPE

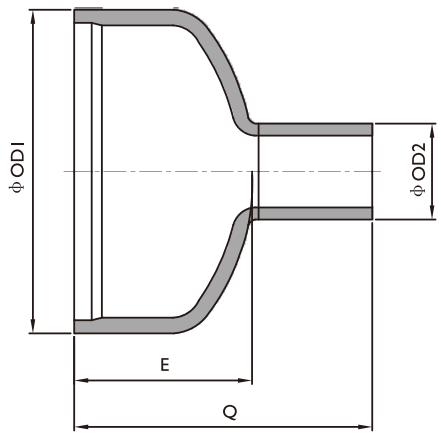

unit = mm

Pipe Size (A Size)							
OD 1	OD 2	E	Q	OD1	OD 2	E	Q
15A	8A, 1/2", 3/8", 1/4"	25.4	60	125A	8A, 1/2", 3/8", 1/4"	76.2	120
	10A, 3/4", 5/8"		(67)		25A, 20A,15A, 10A, 1 1/4", 1", 3/4", 5/8"		130
20A	8A, 1/2", 3/8", 1/4"	25.4	60		50A, 40A, 32A, 2", 1 1/2"		140
	15A, 10A, 1", 3/4", 5/8"		67		100A, 80A, 65A, 4", 3", 2 1/2"		(150)
25A	8A, 1/2", 3/8", 1/4"	38.1	73	150A	8A, 1/2", 3/8", 1/4"	88.9	130
	20A,15A, 10A, 1 1/4", 1", 3/4", 5/8"		(80)		25A, 20A,15A, 10A, 1 1/4", 1", 3/4", 5/8"		140
32A	8A, 1/2", 3/8", 1/4"	38.1	73		50A, 40A, 32A, 2", 1 1/2"		150
	25A, 20A,15A, 10A, 1 1/4", 1", 3/4", 5/8"		80		100A, 80A, 65A, 4", 3", 2 1/2"		160
40A	8A, 1/2", 3/8", 1/4"	38.1	73	200A	8A, 1/2", 3/8", 1/4"	101.6	140
	25A, 20A,15A, 10A, 1 1/4", 1", 3/4", 5/8"		80		25A, 20A,15A, 10A, 1 1/4", 1", 3/4", 5/8"		150
	32A, 1 1/2"		(90)		50A, 40A, 32A, 2", 1 1/2"		160
50A	8A, 1/2", 3/8", 1/4"	38.1	73		100A, 80A, 65A, 4", 3", 2 1/2"		170
	25A, 20A,15A, 10A, 1 1/4", 1", 3/4", 5/8"		80	250A	8A, 1/2", 3/8", 1/4"	127	170
	40A, 32A, 2 , 1 1/2"		(90)		25A, 20A,15A, 10A, 1", 3/4"		180
65A	8A, 1/2", 3/8", 1/4"	38.1	73		50A, 40A, 32A		190
	25A, 20A,15A, 10A, 1 1/4", 1", 3/4", 5/8"		80		100A, 80A, 65A		200
	50A, 40A, 32A, 2", 1 1/2"		(90)	300A	8A, 1/2", 3/8", 1/4"	152.4	200
	2 1/2"		(100)		25A, 20A,15A, 10A, 1", 3/4"		210
80A	8A, 1/2", 3/8", 1/4"	50.8	85		50A, 40A, 32A		220
	25A, 20A,15A, 10A, 1 1/4", 1", 3/4", 5/8"		92		100A, 80A, 65A		230
	50A, 40A, 32A, 2", 1 1/2"		102				
	65A, 3", 2 1/2"		(110)				
100A	8A, 1/2", 3/8", 1/4"	63.5	98				
	25A, 20A,15A, 10A, 1 1/4", 1", 3/4", 5/8"		105				
	50A, 40A, 32A, 2", 1 1/2"		115				
	80A, 65A, 4", 3", 2 1/2"		125				

* 125A(100A, 80A, 65A, 50A) / 150A(125A, 100A, 80A, [65A]) / 200A(150A, 125A, 100A) Bevel end at large dia. side.

Cap Reducer (Tube Size)
封头变径 TUBE

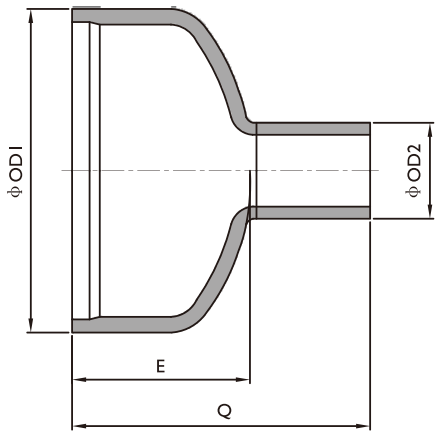

unit = mm

Tube Size (Inch Size)							
OD 1	OD2	E	Q	OD1	OD2	E	Q
3/4"	1/2", 3/8", 1/4", 8A	19.1	54	3"	1/2", 3/8", 1/4", 8A	38.1	73
	5/8", 10A		60		1 1/4", 1", 3/4", 5/8", 25A, 20A,15A, 10A		80
1"	1/2", 3/8", 1/4", 8A	25.4	60		2", 1 1/2", 50A, 40A, 32A		(90)
	3/4", 5/8", 15A, 10A		67		2 1/2"		(95)
1 1/4"	1/2", 3/8", 1/4 , 8A	38.1	73	4"	1/2", 3/8", 1/4", 8A	63.5	98
	1", 3/4", 5/8", 20A,15A, 10A		80		1 1/4", 1", 3/4", 5/8", 25A, 20A,15A, 10A		105
1 1/2"	1/2", 3/8", 1/4", 8A	38.1	73		2", 1 1/2", 50A, 40A, 32A		115
	1 1/4", 1", 3/4", 5/8", 25A, 20A,15A, 10A		80		3", 2 1/2", 80A, 65A		(125)
2"	1/2", 3/8", 1/4", 8A	38.1	73				
	1 1/4", 1", 3/4", 5/8", 25A, 20A,15A, 10A		80				
	1 1/2", 40A, 32A		(90)				
2 1/2"	1/2", 3/8", 1/4", 8A	38.1	73				
	1 1/4", 1", 3/4", 5/8", 25A, 20A,15A, 10A		80				
	2", 1 1/2", 50A, 40A, 32A		(90)				

MAGNOX

Reducing Tee (Pipe Size)
变径三通 PIPE

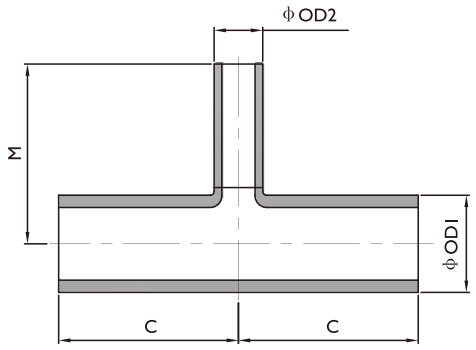

unit = mm

Pipe Size (A Size)							
OD1	OD2	C	M	OD1	OD2	C	M
8A	1/2", 3/8", 1/4"	42	42	150A	8A, 1/2", 3/8", 1/4"	90	130
10A	8A, 1/2", 3/8", 1/4"	47	44		25A, 20A, 15A, 10A, 1 1/4 ", 1", 3/4", 5/8"	110	140
15A	8A, 1/2", 3/8", 1/4"	47	44		50A, 40A, 32A, 2 ", 1 1/2"	130	150
	10A, 3/4", 5/8"	52	52		100A, 80A, 65A, 4 ", 3", 2 1/2"	150	160
20A	8A, 1/2", 3/8", 1/4"	47	47		125A, 5"	142.9	136.5
	15A, 10A, 1 ", 3/4", 5/8"	55	55	200A	8A, 1/2", 3/8", 1/4"	100	150
25A	8A, 1/2", 3/8", 1/4"	47	50		25A, 20A, 15A, 10A, 1 1/4 ", 1", 3/4", 5/8"	120	160
	20A, 15A, 10A, 1 1/4 ", 1", 3/4", 5/8"	59	59		50A, 40A, 32A, 2 ", 1 1/2"	140	170
32A	8A, 1/2", 3/8", 1/4"	57	54		100A, 80A, 65A, 4 ", 3", 2 1/2"	160	180
	25A, 20A, 15A, 10A, 1 1/4 ", 1", 3/4", 5/8"	68	62		125A	177.8	161.9
40A	8A, 1/2", 3/8", 1/4"	57	57		150A	177.8	168.3
	25A, 20A, 15A, 10A, 1 1/4 ", 1", 3/4", 5/8"	68	65	250A	8A, 1/2", 3/8", 1/4"	110	180
	32A, 1 1/2"	77	77		25A, 20A, 15A, 10A, 1 ", 3/4"	130	190
50A	8A, 1/2", 3/8", 1/4"	57	63		50A, 40A, 32A	150	200
	25A, 20A, 15A, 10A, 1 1/4 ", 1", 3/4", 5/8"	68	71		100A, 80A, 65A	170	210
	40A, 32A, 2 ", 1 1/2"	83	83		125A	215.9	190.5
65A	8A, 1/2", 3/8", 1/4"	61	71		150A	215.9	193.7
	25A, 20A, 15A, 10A, 1 1/4 ", 1", 3/4", 5/8"	72	79		200A	215.9	203.2
	50A, 40A, 32A, 2 ", 1 1/2"	88	90	300A	8A, 1/2", 3/8", 1/4"	120	200
	2 1/2"	97	97		25A, 20A, 15A, 10A, 1 ", 3/4"	140	210
80A	8A, 1/2", 3/8", 1/4"	61	77		50A, 40A, 32A	160	220
	25A, 20A, 15A, 10A, 1 1/4 ", 1", 3/4", 5/8"	72	85		100A, 80A, 65A	180	230
	50A, 40A, 32A, 2 ", 1 1/2"	88	96		125A	254	215.9
	65A, 3 ", 2 1/2"	103	103		150A	254	219.1
100A	8A, 1/2", 3/8", 1/4"	61	90		200A	254	228.6
	25A, 20A, 15A, 10A, 1 1/4 ", 1", 3/4", 5/8"	72	98				
	50A, 40A, 32A, 2 ", 1 1/2"	88	109				
	80A, 65A, 4 ", 3", 2 1/2"	116	116				
125A	8A, 1/2", 3/8", 1/4"	80	110				
	25A, 20A, 15A, 10A, 1 1/4", 1", 3/4", 5/8"	100	120				
	50A, 40A, 32A, 2", 1 1/2"	120	130				
	100A, 80A, 65A, 4", 3", 2 1/2"	140	140				
	5"	160	160				

* 125A(100A, 80A, 65A, 50A) / 150A(125A, 100A, 80A, [65A]) / 200A(150A, 125A, 100A) Bevel end at large dia. side.

Reducing Tee (Tube Size)
变径三通 TUBE

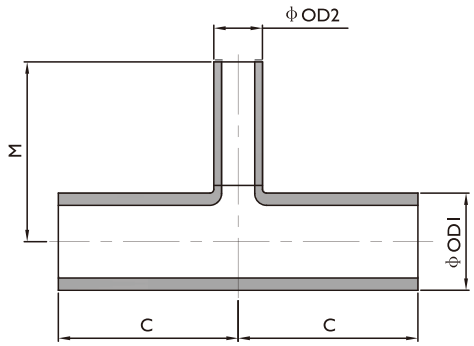

unit = mm

Tube Size (Inch Size)							
OD1	OD2	C	M	OD1	OD2	C	M
3/8"	1/4"	37	37	3"	1/2", 3/8", 1/4", 8A	61	71
1/2"	3/8", 1/4"	39	39		1 1/4", 1", 3/4", 5/8", 25A, 20A, 15A, 10A	72	79
5/8"	1/2", 3/8", 1/4", 8A	47	44		2", 1 1/2", 50A, 40A, 32A	90	90
3/4"	1/2", 3/8", 1/4", 8A	47	44		2 1/2", 65A	97	97
	5/8", 10A	52	52	4"	1/2", 3/8", 1/4", 8A	61	87
1"	1/2", 3/8", 1/4", 8A	47	47		1 1/4", 1", 3/4", 5/8", 25A, 20A, 15A, 10A	72	95
	3/4", 5/8", 15A, 10A	55	55		2", 1 1/2", 50A, 40A, 32A	90	105
1 1/4"	1/2", 3/8", 1/4", 8A	47	50		3", 2 1/2", 80A, 65A	110	110
	1", 3/4", 5/8", 20A, 15A, 10A	59	59	5"	1/2", 3/8", 1/4", 8A	70	100
1 1/2"	1/2", 3/8", 1/4", 8A	57	54		1 1/4", 1", 3/4", 5/8", 25A, 20A, 15A, 10A	90	110
	1 1/4", 1", 3/4", 5/8", 25A, 20A, 15A, 10A	68	62		2", 1 1/2", 50A, 40A, 32A	110	120
2"	1/2", 3/8", 1/4", 8A	57	57		4", 3", 2 1/2", 100A, 80A, 65A	140	140
	1 1/4", 1", 3/4", 5/8", 25A, 20A, 15A, 10A	68	65	6"	1/2", 3/8", 1/4", 8A	80	115
	1 1/2", 40A, 32A	77	77		1 1/4", 1", 3/4", 5/8", 25A, 20A, 15A, 10A	100	125
2 1/2"	1/2", 3/8", 1/4", 8A	61	63		2", 1 1/2", 50A, 40A, 32A	120	135
	1 1/4", 1", 3/4", 5/8", 25A, 20A, 15A, 10A	72	71		4", 3", 2 1/2", 100A, 80A, 65A	140	145
	2", 1 1/2", 50A, 40A, 32A	90	83		5", 125A	160	160

Joint Tee
转接三通

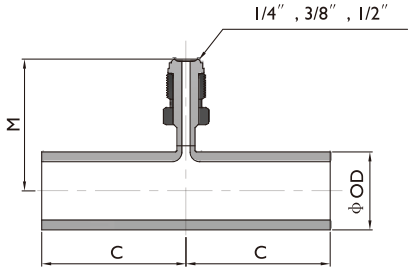

MALE TYPE

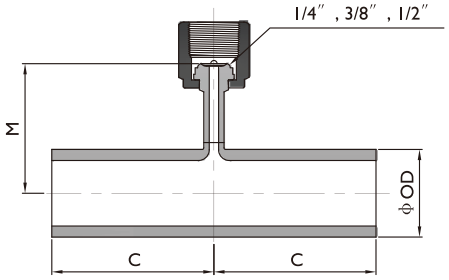

FEMALE TYPE

unit = mm

Pipe Size (A Size)															
OD		8A	10A	15A	20A	25A	32A	40A	50A	65A	80A	100A	125A	150A	200A
C		45	52	52	55	59	68	68	68	72	72	72	100	110	120
Female	M	35	37	39.5	42.5	46.5	51	54	60	68	74.5	87	100	113	138.5
Male	M	45	47	49.5	52.5	56.5	61	64	70	78	84.5	97	110	123	148.5

Tube Size (Inch Size)															
OD		1/4"	3/8"	1/2"	5/8"	3/4"	1"	1 1/4"	1 1/2"	2"	2 1/2"	3"	4"	5"	6"
C		43	45	45	52	52	55	59	68	68	72	72	72	90	100
Female	M	31.5	33.5	35	36.5	38	42	45.5	48	55	61.5	68	81	94	107
Male	M	41.5	43.5	45	46.5	48	52	55.5	58	65	72.5	78	91	104	117

Joint Cap
转接封头

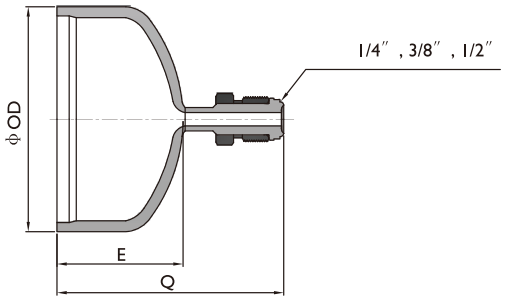

MALE TYPE

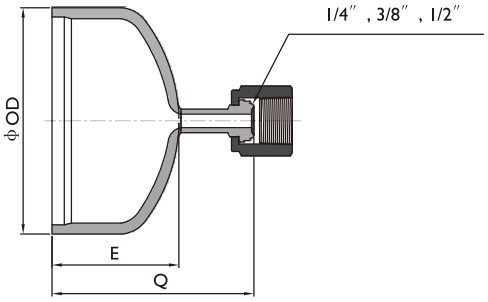

FEMALE TYPE

unit = mm

OD		10A	15A	20A	25A	32A	40A	50A	65A	80A	100A	125A	150A	200A
Cap Length	E	19.1	25.4	25.4	38.1	38.1	38.1	38.1	38.1	50.8	63.5	76.2	88.9	101.6
Female	Q	48.0	55.0	55.0	68.0	68.0	68.0	68.0	68.0	81.0	94.0	107.0	120.0	133.0
Male	Q	58.0	65.0	65.0	78.0	78.0	78.0	78.0	78.0	91.0	104.0	117.0	130.0	143.0

OD		3/4"	1"	1 1/4"	1 1/2"	2"	2 1/2"	3"	4"
Cap Length	E	19.1	25.4	38.1	38.1	38.1	38.1	38.1	63.5
Female	Q	48.0	55.0	68.0	68.0	68.0	68.0	68.0	94.0
Male	Q	58.0	65.0	78.0	78.0	78.0	78.0	78.0	104.0

Joint Reducer
转接变径

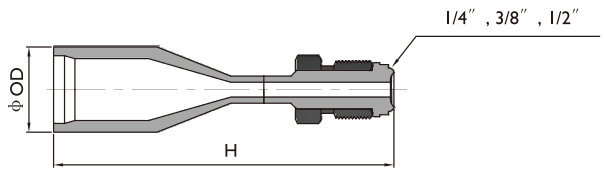

MALE TYPE

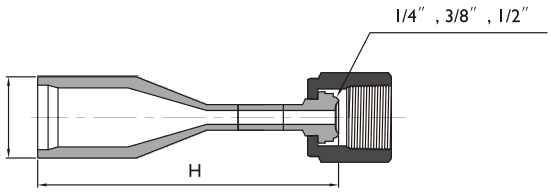

FEMALE TYPE

unit = mm

PIPE SIZE (A Size)						
OD		8A	10A	15A	20A	25A
Female	H	90	100	110	115	130
Male	H	100	110	120	125	140
TUBE SIZE (Inch Size)						
OD		3/8″	1/2″	5/8″	3/4″	1″
Female	H	80	85	100	110	115
Male	H	90	95	110	120	125

Multi-header Tee
直管多通管

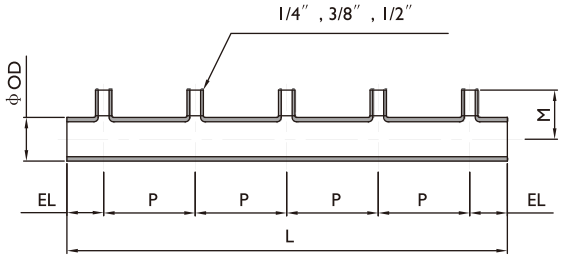

unit = mm

Pipe Size (A Size)												
OD			8A	10A	15A	20A	25A	32A	40A	50A	65A	80A	100A
Length at End		EL	60								70		
Pitch		P	125								145		
Total Length (L)	Number of Branches	2	245								285		
		3	370								430		
		4	495								575		
		5	620								720		
Branch Tube Height	Tube-End (M)		42	44	44	47	50	54	57	63	71	77	90
	Female (M)		35	37	39.5	42.5	46.5	51	54	60	68	74.5	87

Tube Size (Inch Size)													
OD			1/4″	3/8″	1/2″	5/8″	3/4″	1″	1 1/4″	1 1/2″	2″	2 1/2″	3″	4″
Length at End		EL	76.2											
Pitch		P	152.4											
Total Length (L)	Number of Branches	2	304.8											
		3	457.2											
		4	609.6											
		5	762.0											
Branch Tube Height	Tube-End (M)		35	37	39	44	44	47	50	54	57	63	71	87
	Female (M)		31.5	33.5	35	36.5	38	42	45.5	48	55	61.5	68	81

Multi-header Joint Tee
接头多通管

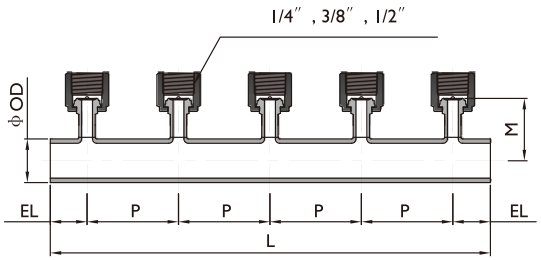

unit = mm

PIPE SIZE (A Size)													
OD			8A	10A	15A	20A	25A	32A	40A	50A	65A	80A	100A
Length at End		EL	23	29	31	34	42	46	49	60	68	74.5	87
Pitch		P	125								145		
Total Length	Number of Branches	2	245								285		
		3	370								430		
		4	495								575		
		5	620								720		
Branch Tube Height	Tube-End		42	44	44	47	50	54	57	63	71	77	90
	Female VCR		35	37	39.5	42.5	46.5	51	54	60	68	74.5	87

TUBE SIZE (Inch Size)													
OD			1/4″	3/8″	1/2″	5/8″	3/4″	1″	1 1/4″	1 1/2″	2″	2 1/2″	3″	4″
Length at End		EL	21	21	21	27	30	33	40	45	50	65	68	86
Pitch		P	154.4											
Total Length	Number of Branches	2	304.8											
		3	457.2											
		4	609.6											
		5	762.0											
Branch Tube Height	Tube-End		35	37	39	44	44	47	50	54	57	63	71	87
	Female VCR		31.5	33.5	35	36.5	38	42	45.5	48	55	61.5	68	81

Lap Joint
搭接

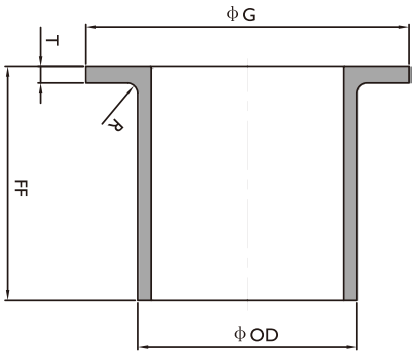

unit = mm

PIPE SIZE (A Size)															
OD		10A	15A	20A	25A	32A	40A	50A	65A	80A	100A	125A	150A	200A	250A	300A
FF		55	55	55	55	70	70	70	75	75	75	50	50	65	65	65
G	JIS 10K	46	51	56	67	76	81	96	116	126	151	182	212	262	324	368
	JIS 5K	39	44	49	59	70	75	85	110	121	141	182	212	262	324	368
R		3	3	3	3	3	3	4	4	5	5	5	5	5	5	5
T		2.5	2.5	2.5	2.5	2.5	2.5	2.5	2.5	2.5	2.5	5	5	7	7	9

TUBE SIZE (Inch Size)										
OD	3/4"	1"	1 1/4"	1 1/2"	2"	2 1/2"	3"	4"	5"	6"
FF	55	55	55	70	70	70	75	75	85	90
G	51	56	67	76	81	96	116	136	182	212
R	3	3	3	3	3	4	4	5	5	5
T	2.5	2.5	2.5	2.5	2.5	2.5	2.5	2.5	3	3

Pipe Flange
Pipe 法兰

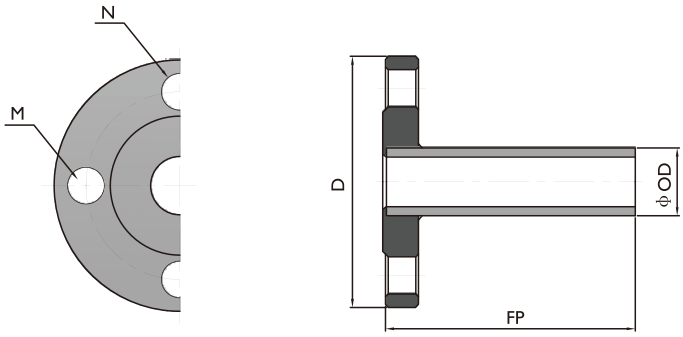

unit = mm

PIPE SIZE (A Size)															
OD	10A	15A	20A	25A	32A	40A	50A	65A	80A	100A	125A	150A	200A	250A	300A
FP	100	100	100	100	100	100	100	100	100	100	200	200	200	200	200
D	90	95	100	125	135	140	155	175	185	210	250	280	330	400	445
N	4	4	4	4	4	4	4	4	8	8	8	8	12	12	16
M	M12	M12	M12	M16	M16	M16	M16	M16	M16	M16	M20	M20	M20	M22	M22

TUBE SIZE (Inch Size)										
OD	3/4"	1"	1 1/4"	1 1/2"	2"	2 1/2"	3"	4"	5"	6"
FP	100	100	100	100	100	100	100	100	200	200
D	95	100	125	135	140	155	175	195	250	280
N	4	4	4	4	4	4	4	8	8	8
M	M12	M12	M16	M16	M16	M16	M16	M16	M20	M20

Jis Rf Flange / Jis Blind Flange
JIS RF 法兰/盲板

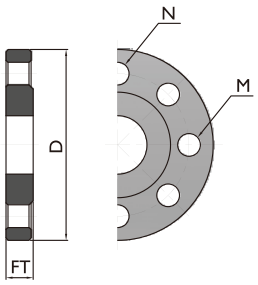

JIS RF FLANGE

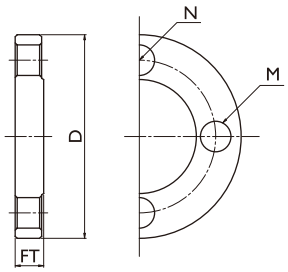

JIS BLIND FLANGE

unit = mm

PIPE SIZE (A Size) JIS 10K															
OD	10A	15A	20A	25A	32A	40A	50A	65A	80A	100A	125A	150A	200A	250A	300A
D	90	95	100	125	135	140	155	175	185	210	250	280	330	400	445
FT	12	12	14	14	16	16	16	18	18	18	20	22	22	24	24
N	4	4	4	4	4	4	4	4	8	8	8	8	12	12	16
M	M12	M12	M12	M16	M16	M16	M16	M16	M16	M16	M20	M20	M20	M22	M22
JIS 5K															
OD	10A	15A	20A	25A	32A	40A	50A	65A	80A	100A	125A	150A	200A	250A	300A
D	75	80	85	95	115	120	130	155	180	200	235	265	320	385	430
FT	9	9	10	10	12	12	14	14	14	16	16	18	20	22	22
N	4	4	4	4	4	4	4	4	4	8	8	8	8	12	12
M	M10	M10	M10	M10	M12	M12	M12	M12	M16	M16	M16	M16	M20	M20	M20

TUBE SIZE (Inch Size)										
OD	3/4"	1"	1 1/4"	1 1/2"	2"	2 1/2"	3"	4"	5"	6"
D	95	100	125	135	140	155	175	195	250	280
FT	12	14	14	16	16	16	18	18	20	22
N	4	4	4	4	4	4	4	8	8	8
M	M12	M12	M16	M16	M16	M16	M16	M16	M20	M20

Teflon Gasket
特氟龙垫片

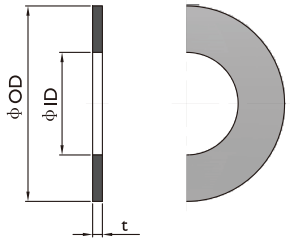

Thickness t=2mm, unit = mm

PIPE SIZE (A Size) JIS 10K															
D	10A	15A	20A	25A	32A	40A	50A	65A	80A	100A	125A	150A	200A	250A	300A
OD	53	58	63	74	84	89	104	124	134	159	190	220	270	333	378
ID	18	22	28	35	43	49	61	77	90	115	141	167	218	270	321
JIS 5K															
D	10A	15A	20A	25A	32A	40A	50A	65A	80A	100A	125A	150A	200A	250A	300A
OD	45	50	55	65	78	83	93	118	129	149	184	214	260	325	370
ID	18	22	28	35	43	49	61	77	90	115	141	167	218	270	321

TUBE SIZE (Inch Size)										
D	3/4"	1"	1 1/4"	1 1/2"	2"	2 1/2"	3"	4"	5"	6"
OD	58	63	74	84	89	104	124	144	190	220
ID	19.5	26	32.5	38.5	51.5	64	77	102.5	128	153.5



双套管及接头系列

简介

内管为工艺管，通过从原材料、电解抛光、清洁、包装等方面严格要求工艺规范，以达到超高纯流体系统的高洁净度、高性能的要求。外管为安全管，如若内管发生泄漏，溢出介质可流入安全空间。双套管系统只需轨道焊接安装，简单方便，可集成至已有系统和设施中。



连接方式

管道与管道或管道与管件连接方式一

1

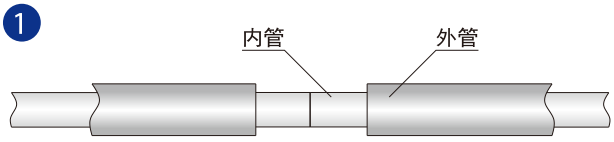

将内管通过轨道焊连接到一起，进行氦气检漏试验。

2

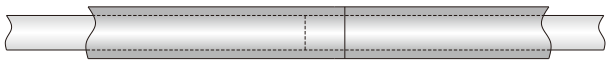

滑动外管使他们完全盖住内管，使用轨道焊进行连接，并进行氦气检漏试验。

管道与管道或管道与管件连接方式二

1

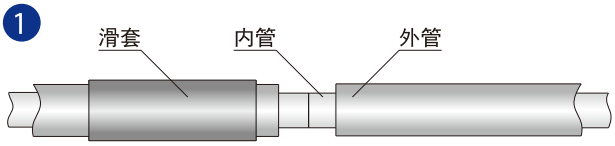

在外管上放置滑套，将内管通过轨道焊连接到一起，进行氦气检漏试验。

2

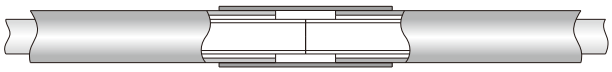

移动滑套，使滑套完全盖住两外管中的间隙，焊接至外管上，并进行氦气检漏试验。

管件与管件连接

1

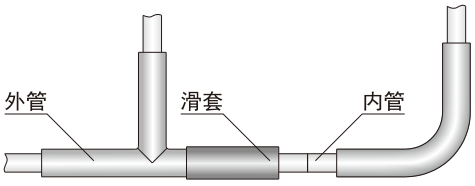

在其中一个管件外管上放置滑套，将内管通过轨道焊连接到一起，进行氦气检漏试验。

2

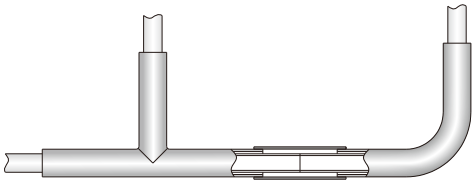

移动滑套，使滑套完全盖住两外管中的间隙，焊接至外管上，并进行氦气检漏试验。

封闭外管

1

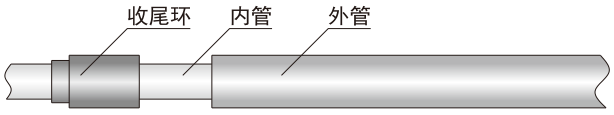

将收尾环放置在内管上。

2



将收尾环一端与外管焊接，另一端焊接至内管外壁，并进行氦气检漏试验。

Coaxial Fittings Ordering Information
同轴双套管件订购信息

CDTB	-	S40V	-	W10	-	0812	-	0408	-	F3

产品	
CDT	COAXIAL DOUBLE TUBE 同轴双套管
CDEB	COAXIAL DOUBLE 90° ELBOW 同轴90° 弯头
CDHEB	COAXIAL DOUBLE 45°ELBOW 同轴45° 弯头
CDTSB	COAXIAL DOUBLE EQUAL TEE 同轴等径三通
CDTB	COAXIAL DOUBLE REDUCING TEE 同轴变径三通
CDRCB	COAXIAL DOUBLE CONCENTRIC REDUCER双套变径大小头
CJTM (F)	COAXIAL JOINT TEE (MALE / FEMALE) 同轴三通接管
CDJTM(F)	CDCOAXL ALDOUBLE JOINT TEE (MALE/FEMALE)同轴双联三通
CSL	COAXIAL SLEEVE 外套管
CDVM(F)	COAXIAL DOUBLE FACE SEAL WELD GLAND (MALE/FEMALE) 同轴双面密封焊接压盖
CTM	COAXIAL TERMINATOR 同轴收尾环
CBH	COAXIAL BULKHEAD FITTING 同轴穿墙套件

内管材质	
W40	SUS316L 焊管
W10	SUS304 焊管
S40	SUS316L 无缝管
S10	SUS304 无缝管
S40V	SUS316L VAR 无缝管
S40W	SUS316L VIM+VAR 无缝管

外管材质	
W40	SUS316L 焊管
W10	SUS304 焊管
S40	SUS316L 无缝管
S10	SUS304 无缝管
S40V	SUS316L VAR无缝管
S40W	SUS316L VIM+VAR 无缝管

主管尺寸			
内管尺寸		外管尺寸	
04	1/4"	08	1/2"
06	3/8"	10	5/8"
08	1/2"	12	3/4"
12	3/4"	16	1"
16	1"	20	1 1/4"
24	1 1/2"	32	2"

支管尺寸				
内管尺寸		外管尺寸		转接终端
04	1/4"	08	1/2"	4VM
06	3/8"	10	5/8"	4VF
08	1/2"	12	3/4"	8VM
12	3/4"	16	1"	8VF
16	1"	20	1 1/4"	4SW
24	1 1/2"	32	2"	8SW

表面处理	
BLANK	BA Ra≤0.8μm
F1	EP Ra≤ 5μin (0.13μm)
F2	EP Ra≤ 7μin (0.18μm)
F3	EP Ra≤ 10μin (0.25μm)
F4	EP Ra≤ 20μin (0.50μm)
F5	MP Ra≤ 40μin (1.00μm)
F6	AP Ra≤100μin (2.50μm)

说明

1、管件圆周焊缝区域内表面和外表面的值未定义。

2、主管尺寸与支管相同时，支管尺寸代码将被省略，如1"同轴等径三通，选型代码为CDTSB-S40L-W10-1620-F3

3、“型号说明”仅用于说明型号组成规则，有些组合实际并不存在;如有疑问请联系迈格诺科相关业务。

Coaxial Double 90° Elbow
双套管90° 弯头

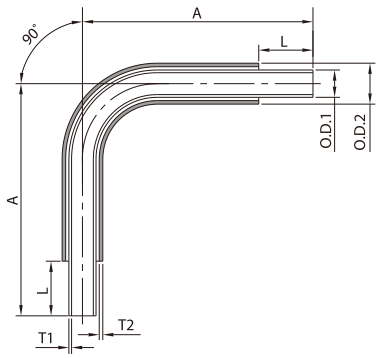

unit = mm

TUBE SIZE	Inner Tube ØO.D 1	ØO.D 1 Wall Thickness	Outer Tube **ØO.D 2**	ØO.D 2 Wall Thickness	L	A
1/4"	1/4"	0.89t/1t	1/2"	1.24t	25.4	111
3/8"	3/8"	0.89t/1t	5/8"	1.24t	25.4	104.6
1/2"	1/2"	1.24t	3/4"	1.65t	25.4	108
3/4"	3/4"	1.65t	1"	1.65t	44.5	171.5
1"	1"	1.65t	1 1/4"	1.65t	44.5	180.8
1 1/2"	1 1/2"	1.65t	2"	1.65t	50.8	212.6

Coaxial Double 45° Elbow
双套管45° 弯头

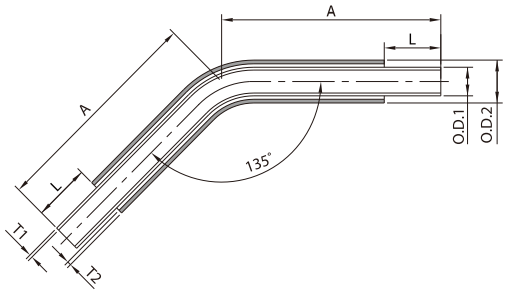

unit = mm

TUBE SIZE	Inner Tube ØO.D 1	ØO.D 1 Wall Thickness	Outer Tube ØO.D 2	ØO.D 2 Wall Thickness	L	A
1/4"	1/4"	0.89t/1t	1/2"	1.24t	25.4	101.6
3/8"	3/8"	0.89t/1t	5/8"	1.24t	25.4	98.3
1/2"	1/2"	1.24t	3/4"	1.65t	25.4	98.3
3/4"	3/4"	1.65t	1"	1.65t	44.5	155.4
1"	1"	1.65t	1 1/4"	1.65t	44.5	158.8
1 1/2"	1 1/2"	1.65t	2"	1.65t	50.8	180.8

Coaxial Double Equal Tee
双套管正三通

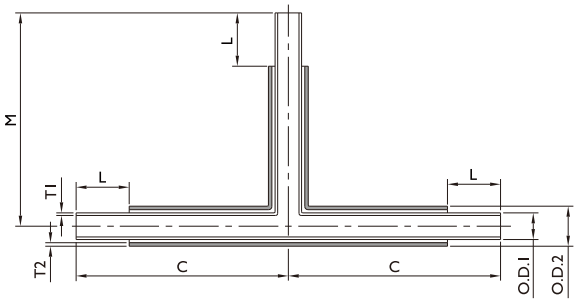

unit = mm

TUBE SIZE	Inner Tube ØO.D 1	ØO.D 1 Wall Thickness	Outer Tube ØO.D 2	Outer Tube Wall Thickness	L	C	M
1/4"	1/4"	0.89t/1t	1/2"	1.24t	25.4	98.4	98.4
3/8"	3/8"	0.89t/1t	5/8"	1.24t	25.4	101.6	101.6
1/2"	1/2"	1.24t	3/4"	1.65t	25.4	101.6	101.6
3/4"	3/4"	1.65t	1"	1.65t	44.5	161.9	161.9
1"	1"	1.65t	1 1/4"	1.65t	44.5	165.1	165.1
1 1/2"	1 1/2"	1.65t	2"	1.65t	50.8	193.7	193.7

Coaxial Double Reducing Tee
双套管变径三通

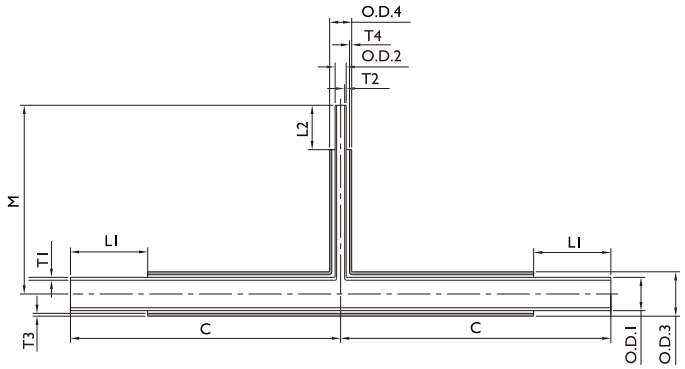

unit = mm

TUBE SIZE	Inner Tube ØO.D 1	ØO.D 1 Wall Thickness	Inner Tube ØO.D 2	ØO.D 2 Wall Thickness	x	Outer Tube ØO.D 3	ØO.D 3 Wall Thickness	Outer Tube ØO.D 4	ØO.D 4 Wall Thickness	L1	C	L2	M
3/8"x1/4"	3/8"	0.89t/1t	1/4"	0.89t/1t	x	5/8"	1.24t	1/2"	1.24t	25.4	98.4	25.4	104.6
1/2"x1/4"	1/2"	1.24t	1/4"	0.89t/1t	x	3/4"	1.65t	1/2"	1.24t	25.4	98.4	25.4	104.6
1/2"x3/8"	1/2"	1.24t	3/8"	0.89t/1t	x	3/4"	1.65t	5/8"	1.24t	25.4	101.6	25.4	104.6
3/4"x1/4"	3/4"	1.65t	1/4"	0.89t/1t	x	1"	1.65t	1/2"	1.24t	44.5	155.6	25.4	108
3/4"x3/8"	3/4"	1.65t	3/8"	0.89t/1t	x	1"	1.65t	5/8"	1.24t	44.5	158.8	25.4	108
3/4"x1/2"	3/4"	1.65t	1/2"	1.24t	x	1"	1.65t	3/4"	1.65t	44.5	158.8	25.4	108
1"x1/4"	1"	1.65t	1/4"	0.89t/1t	x	1 1/4"	1.65t	1/2"	1.24t	44.5	155.6	25.4	111
1"x3/8"	1"	1.65t	3/8"	0.89t/1t	x	1 1/4"	1.65t	5/8"	1.24t	44.5	158.8	25.4	111
1"x1/2"	1"	1.65t	1/2"	1.24t	x	1 1/4"	1.65t	3/4"	1.65t	44.5	158.8	25.4	111
1"x3/4"	1"	1.65t	3/4"	1.65t	x	1 1/4"	1.65t	1"	1.65t	44.5	161.9	44.5	168.2
1 1/2"x3/4"	1 1/2"	1.65t	3/4"	1.65t	x	2"	1.65t	1"	1.65t	50.8	181	44.5	177.8
1 1/2"x1"	1 1/2"	1.65t	1"	1.65t	x	2"	1.65t	1 1/4"	1.65t	50.8	184.2	44.5	177.8

MAGNOX

Coaxial Double Concentric Reducer
双套管变径

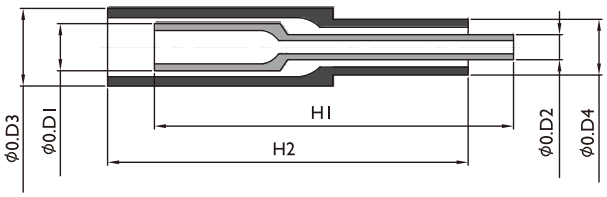

unit = mm

TUBE SIZE	Inner Tube ØO.D 1	ØO.D 1 Wall Thickness	Inner Tube ØO.D 2	ØO.D 2 Wall Thickness	x	Outer Tube ØO.D 3	ØO.D 3 Wall Thickness	Outer Tube ØO.D 4	ØO.D 4 Wall Thickness	H1	H2
3/8"X1/4"	3/8"	0.89t/1t	1/4"	0.89t/1t	x	5/8"	1.24t	1/2"	1.24t	101.6	101.6
1/2"X1/4"	1/2"	1.24t	1/4"	0.89t/1t	x	3/4"	1.65t	1/2"	1.24t	101.6	101.6
1/2"X3/8"	1/2"	1.24t	3/8"	0.89t/1t	x	3/4"	1.65t	5/8"	1.24t	101.6	101.6
3/4"X1/4"	3/4"	1.65t	1/4"	0.89t/1t	x	1"	1.65t	1/2"	1.24t	127	146
3/4"X3/8"	3/4"	1.65t	3/8"	0.89t/1t	x	1"	1.65t	5/8"	1.24t	127	146
3/4"X1/2"	3/4"	1.65t	1/2"	1.24t	x	1"	1.65t	3/4"	1.65t	127	146
1"X1/4"	1"	1.65t	1/4"	0.89t/1t	x	1 1/4"	1.65t	1/2"	1.24t	127	146
1"X3/8"	1"	1.65t	3/8"	0.89t/1t	x	1 1/4"	1.65t	5/8"	1.24t	127	146
1"X1/2"	1"	1.65t	1/2"	1.24t	x	1 1/4"	1.65t	3/4"	1.65t	127	146
1"X3/4"	1"	1.65t	3/4"	1.65t	x	1 1/4"	1.65t	1"	1.65t	165.1	165.1
1 1/2"X1/4"	1 1/2"	1.65t	1/4"	0.89t/1t	x	2"	1.65t	1/2"	1.24t	146	171.5
1 1/2"X3/8"	1 1/2"	1.65t	3/8"	0.89t/1t	x	2"	1.65t	5/8"	1.24t	146	171.5
1 1/2"X1/2"	1 1/2"	1.65t	1/2"	1.24t	x	2"	1.65t	3/4"	1.65t	146	171.5
1 1/2"X3/4"	1 1/2"	1.65t	3/4"	1.65t	x	2"	1.65t	1"	1.65t	184.2	190.5
1 1/2"X1"	1 1/2"	1.65t	1"	1.65t	x	2"	1.65t	1 1/4"	1.65t	184.2	190.5

Coaxial Double Tube
双套管

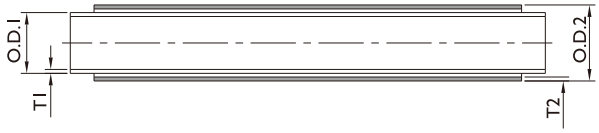

unit = mm

TUBE SIZE	Inner Tube ØO.D 1	Outer Tube ØO.D 2	Maximum Safe Working Pressure	
			PSI	Bar
1/4"	1/4" x 0.89t/1t	1/2" x 1.24t	3,136	216
3/8"	3/8" x 0.89t/1t	5/8" x 1.24t	2,477	171
1/2"	1/2" x 1.24t	3/4" x 1.65t	2,759	190
3/4"	3/4" x 1.65t	1" x 1.65t	1,631	112
1"	1" x 1.65t	1 1/4" x 1.65t	1,294	89
1 1/2"	1 1/2" x 1.65t	2" x 1.65t	796	55

Coaxial Joint Tee (Male/Female)
转接三通

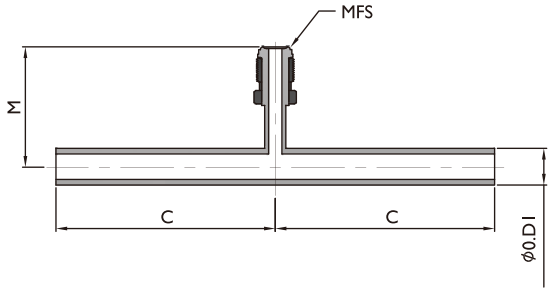

unit = mm

TUBE SIZE	ØO.D 1	ØO.D 1 Wall Thickness	C	M	MFS
1/4"	1/2"	1.24t	73	38.4	1/4"
3/8"	5/8"	1.24t	76.2	39.9	
1/2"	3/4"	1.65t	76.2	41.2	
3/4"	1"	1.65t	117.5	44.2	
1"	1 1/4"	1.65t	120.6	47.5	
1 1/2"	2"	1.65t	142.9	57.2	

Coaxial Double Joint Tee (Male/Female)
双套管转接三通

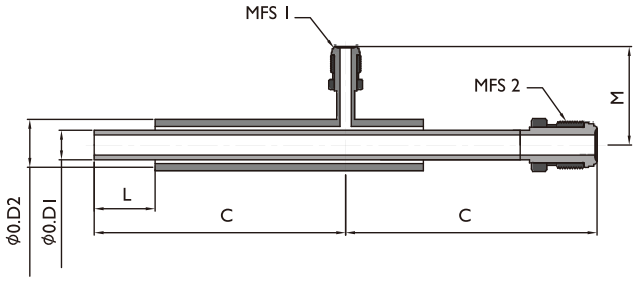

unit = mm

TUBE SIZE	ØO.D 1	ØO.D 1 Wall Thickness	ØO.D 2	ØO.D 2 Wall Thickness	L	C	M	MFS 1	MFS 2
1/4"	1/4"	0.89t/1t	1/2"	1.24t	25.4	98.4	38.4	1/4"	1/4"
3/8"	3/8"	0.89t/1t	5/8"	1.24t	25.4	101.6	39.9	1/4"	1/2"
1/2"	1/2"	1.24t	3/4"	1.65t	25.4	101.6	41.2	1/4"	1/2"

Coaxial Sleeve
滑套

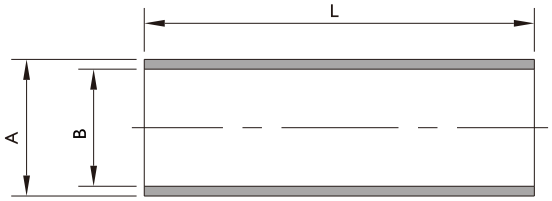

unit = mm

TUBE SIZE	A	B	L	L(E4*)	L(E5*)	L(E6*)
1/4"	5/8"	Ø12.8/Ø12.9	63.5	101.6	127	152.4
3/8"	3/4"	Ø16/Ø16.1	63.5	101.6	127	152.4
1/2"	7/8"	Ø19.2/Ø19.3	63.5	101.6	127	152.4
3/4"	1 1/8"	Ø25.5/Ø25.6	101.6	N/A	127	152.4
1"	1 3/8"	Ø31.9/Ø32	101.6	N/A	N/A	N/A
1 1/2"	2 1/8"	Ø51.3/Ø51.4	114.3	N/A	N/A	N/A

※ Extra Length

Coaxial Double Face Seal Weld Gland (Male/Female)
双套管VCR Gland 转接

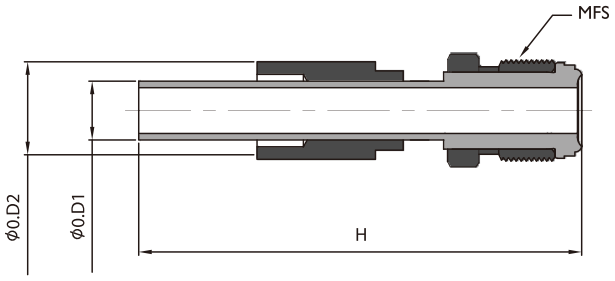

unit = mm

TUBE SIZE	ØO.D 1	ØO.D 1 Wall Thickness	ØO.D 2	ØO.D 2 Wall Thickness	L	H	MFS
1/4"	1/4"	0.89t/1t	1/2"	1.24t	25.4	88.9	1/4"
3/8"	3/8"	0.89t/1t	5/8"	1.24t	25.4	88.9	1/2"
1/2"	1/2"	1.24t	3/4"	1.65t	25.4	88.9	1/2"

Coaxial Terminator
双套管终端

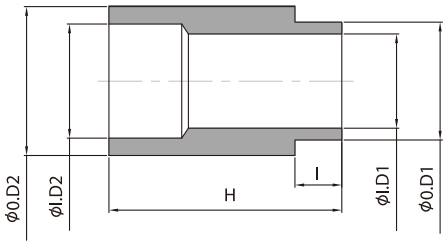

unit = mm

TUBE SIZE	ØO.D 1	ØI.D 1	ØO.D 2	ØI.D 2	I	H
1/4"	Ø8.3	1/4"	1/2"	Ø10.2	6.35	31.8
3/8"	Ø11.4	3/8"	5/8"	Ø13.4	6.35	31.8
1/2"	Ø15.3	1/2"	3/4"	Ø15.7	6.35	31.8
3/4"	Ø22.5	3/4"	1"	Ø22.1	6.35	50.8
1"	Ø28.8	1"	1 1/4"	Ø28.4	6.35	50.8
1 1/2"	Ø41.5	1 1/2"	2"	Ø47.4	6.35	57.2

Coaxial Bulkhead Fitting Assembly
双套管穿板套件

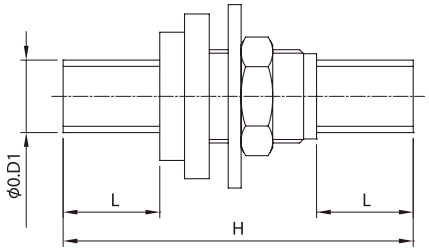

unit = mm

TUBE SIZE	ØO.D 1	ØO.D 1 Wall Thickness	L	H	HEX. NUT
1/4"	1/2"	1.24t	25.4	92	3/4"-16UNF
3/8"	5/8"	1.24t	25.4	92	7/8"-14UNF
1/2"	3/4"	1.65t	25.4	92	1 1/16"-12UN
3/4"	1"	1.65t	44.5	130	1 5/16"-12UN
1"	1 1/2"	1.65t	44.5	130	1 5/8"-12UN

MEMO



焊接接头

特征： ◎ 弯头流道圆滑过渡，降低流道阻力，确保流体平稳流动
◎ 加工精确，直径与 Tube 管直径匹配
◎ 焊接端口平直，无毛刺
◎ 可手动或自动焊接
◎ Tube 管壁厚均匀，提高焊接的可重复性
◎ M系列、L系列焊接接头标准平均表面粗度 Ra 0.25 μm 或电解抛光 Ra 0.13μm 可选
P系列焊接接头标准平均表面粗糙度 Ra 0.38μm或电解抛光 Ra 0.25μm 可选
◎ 每个接头上都刻有品牌、材料和炉号

技术数据：

◎ 材料

材料	棒料①	锻件②	代号
316L SS	SEMI F20	SEMI F20	40
316L VAR SS			40V
316L VIM+VAR SS			40W

① 仅适用于直通型和所有M系列焊接接头。
② 包含所有弯头，三通和四通接头，不包含M系列和P系列接头。

◎ 焊接端管尺寸及壁厚

英制	
Tube 管外径 in.	壁厚 mm
1/8	0.71
1/4	0.89
3/8	0.89
1/2	1.24
3/4	1.65
1	1.65
1 1/2	1.65
2	1.65

公制	
Tube管外径 mm	壁厚 mm
6	1.0
8	1.0
10	1.0
12	1.0
18	1.5

◎ 工作温度

材料	最低温度	最高温度
316 SS	-198 °C (-325 °F)	538 °C (1000 °F)
316L SS		
316L VAR SS		
316L VIM+VAR SS		

◎ 工作压力
a. 样本所示工作压力是在室温下根据 ASME B31.3 和 B31.1 计算
b. 为了得到在升温条件下的最大工作压力，使用室温下的最大工作压力值乘以对应温度下的升温系数。
具体请参考迈格诺科Tubing管高温系数表。

注意

◎ 尺寸仅供参考，可能有变动
◎ 推荐使用相同材料进行焊接，因为这些材料具有相同的热膨胀系数，
降低出现圆度不够或尺寸变化等焊接缺陷的可能性

Micro Reducer
微焊变径

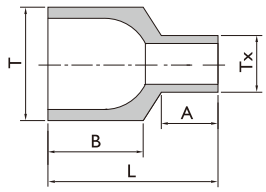

Size (OD)	Size (OD 1)	Ordering Number	Dimensions .mm				
			A	B	L	T	Tx
3/8"	1/4"	M6 x 4R6	6.35	10.4	19.1	9.53	6.35
1/2"	1/4"	M8 x 4R6	6.35	10.4	19.1	12.70	6.35
1/2"	3/8"	M8 x 6R6	6.35	10.4	19.1	12.70	9.53
3/4"	1/4"	M12 x 4R6	6.35	10.4	19.1	19.05	6.35
3/4"	3/8"	M12 x 6R6	6.35	10.4	19.1	19.05	9.53
3/4"	1/2"	M12 x 8R6	6.35	10.4	19.1	19.05	12.70

Micro Reducing 90° Elbow
微焊90° 变径弯头

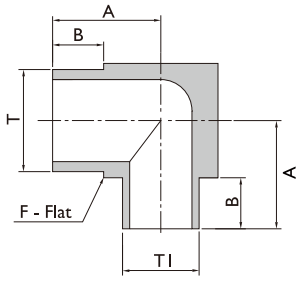

Size (T)	Size (T 1)	Ordering Number	Dimensions, mm			
			A	B	T	Tx
3/8"	1/4"	M6 x 4E6	11.91	6.35	9.53	6.35
1/2"	1/4"	M8 x 4E6	13.50	6.35	12.70	6.35
1/2"	3/8"	M8 x 6E6	13.50	6.35	12.70	9.53
3/4"	1/4"	M12 x 4E6	16.68	6.35	19.05	6.35
3/4"	3/8"	M12 x 6E6	16.68	6.35	19.05	9.53
3/4"	1/2"	M12 x 8E6	16.68	6.35	19.05	12.70

Micro 90° Elbow
微焊90° 弯头

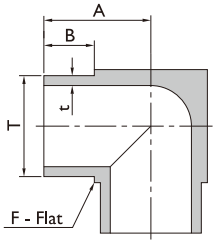

Size (OD)	Ordering Number	Dimensions, mm		
		A	B	T
1/4"	M4E6	10.32	6.35	6.35
3/8"	M6E6	11.91	6.35	9.53
1/2"	M8E6	13.50	6.35	12.70
3/4"	M12E6	16.68	6.35	19.05

Micro Extended Leg 90° Elbow
微焊单边加长90° 弯头

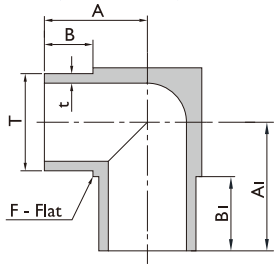

Size (OD)	Ordering Number	Dimensions, mm				
		A	A1	B	B1	T
1/4"	M4EX11	12.30	17.38	6.35	11.43	6.35

Micro 45° Elbow
微焊45° 弯头

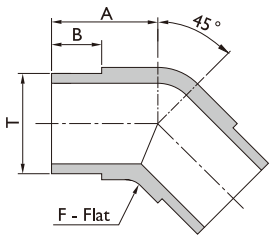

Size (OD)	Ordering Number	Dimensions, mm		
		A	B	T
1/4"	M4HE6	10.32	6.35	6.35
3/8"	M6HE6	11.91	6.35	9.53
1/2"	M8HE6	13.50	6.35	12.70
3/4"	M12HE6	16.68	6.35	19.05

Micro Tee
微焊三通

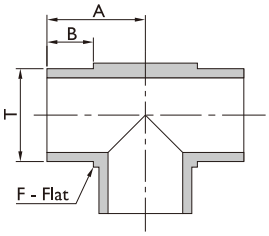

Size (OD)	Ordering Number	Dimensions, mm		
		A	B	T
1/4"	M4T6	10.32	6.35	6.35
3/8"	M6T6	11.91	6.35	9.53
1/2"	M8T6	13.50	6.35	12.70
3/4"	M12T6	16.68	6.35	19.05

Micro Reducing Tee
微焊变径三通

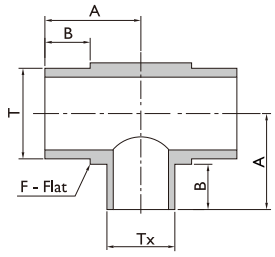

Size (OD)	Size (OD 1)	Ordering Number	Dimensions, mm			
			A	B	T	TX
3/8"	1/4"	M6 x 4T6	11.91	6.35	9.53	6.35
1/2"	1/4"	M8 x 4T6	13.50	6.35	12.70	6.35
1/2"	3/8"	M8 x 6T6	13.50	6.35	12.70	9.53
3/4"	1/4"	M12 x 4T6	16.68	6.35	19.05	6.35
3/4"	3/8"	M12 x 6T6	16.68	6.35	19.05	9.53
3/4"	1/2"	M12 x 8T6	16.68	6.35	19.05	12.70

Micro Cross
微焊四通

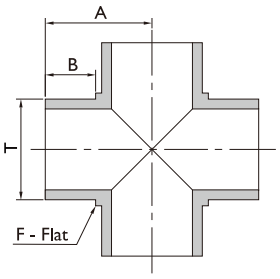

Size (OD)	Ordering Number	Dimensions, mm		
		A	B	T
1/4"	M4CT6	10.32	6.35	6.35
3/8"	M6CT6	11.91	6.35	9.53
1/2"	M8CT6	13.50	6.35	12.70
3/4"	M12CT6	16.68	6.35	19.05

Micro Tribow
微焊立体三通

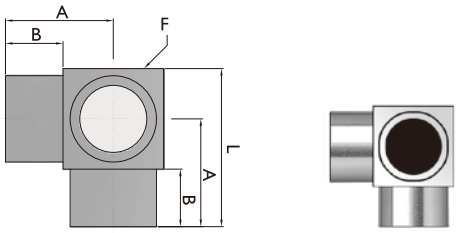

Size (OD)	Ordering Number	Dimensions, mm		
		A	B	L
1/4"	M4TB6	10.32	6.35	14.29
3/8"	M6TB6	11.91	6.35	17.46
1/2"	M8TB6	13.50	6.35	20.64
3/4"	M12TB6	16.68	6.35	27.00

Micro Extended Run Tee
微焊加长三通

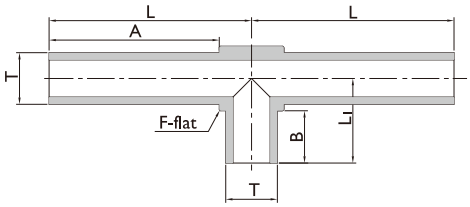

Size (OD)	Ordering Number	Dimensions, mm				
		A	B	L 1	L	T
1/4"	MEXT50	21.05	6.35	10.32	25.00	6.35

Micro Extended Branch Leg Tee
微焊支管加长三通

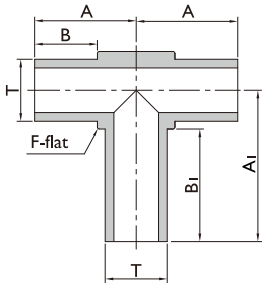

Size (OD)	Ordering Number	Dimensions, mm				
		A	A 1	B	B 1	T
1/4"	MEXT25	10.35	25.00	6.35	21.00	6.35

Micro Extended Leg 90° Elbow
微焊单边特长90° 弯头

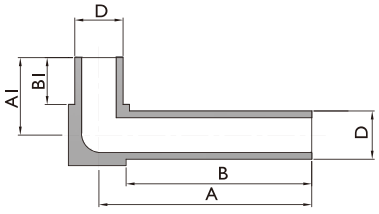

Size (OD)	Ordering Number	Dimensions, mm				
		A	A 1	B	B 1	D
1/4"	MEXE29	25.00	10.32	21.05	6.35	6.35

90° Elbow
90° 长焊弯头

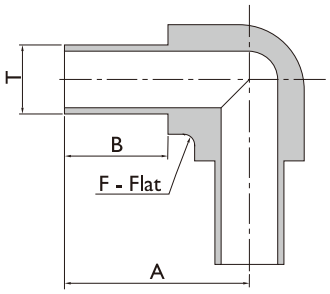

Size (OD)	Ordering Number	Dimensions, mm		
		A	B	T
1/4"	L4E19	25.0	19.05	6.35
3/8"	L6E19	25.0	19.05	9.53
1/2"	L8E19	29.0	19.05	12.70
1/4"	L4E10	15.9	10.00	6.35
3/8"	L6E10	15.9	10.00	9.53
1/2"	L8E10	19.9	10.00	12.70
3/4"	L12E10	22.4	10.00	19.05
3/4"	L12E22	33.5	22.5	19.05
1"	L16E23	38.5	23.3	25.4

Reducing 90° Elbow
90° 变径长焊弯头

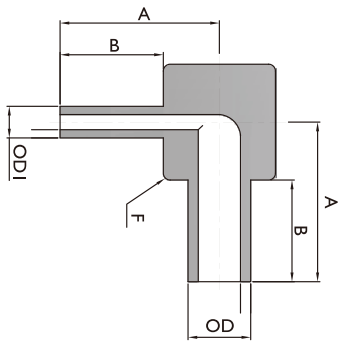

Size (OD)	Size (OD 1)	Ordering Number	Dimensions, mm	
			A	B
3/8"	1/4"	L6 x 4E19	25	19.05
1/2"	1/4"	L8 x 4E19	29	19.05
1/2"	3/8"	L8 x 6E19	29	19.05
3/4"	1/4"	L12 x 4E22	34	22.5
1"	1/2"	L16 x 8E23	38.3	23.3

Tee
长焊三通

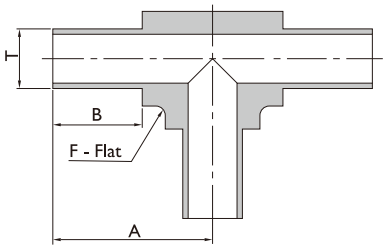

Size (OD)	Ordering Number	Dimensions, mm		
		A	B	T
1/4"	L4T19	25.0	19.05	6.35
3/8"	L6T19	25.0	19.05	9.53
1/2"	L8T19	29.0	19.05	12.70
1/4"	L4T10	15.9	10.00	6.35
3/8"	L6T10	15.9	10.00	9.53
1/2"	L8T10	19.9	10.00	12.70
3/4"	L12T10	22.4	10.00	19.05
3/4"	L12T22	33.5	22.5	19.05
1"	L16T23	38.3	23.3	25.4

Reducing Tee
长焊变径三通

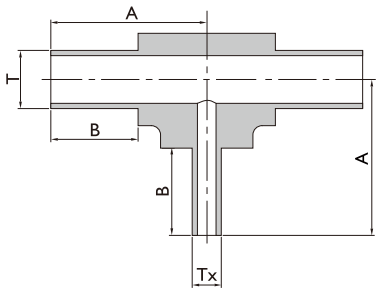

Size (OD)	Size (OD1)	Ordering Number	Dimensions, mm			
			A	B	T	Tx
3/8"	1/4"	L6 x 4T19	25.0	19.05	9.53	6.35
1/2"	1/4"	L8 x 4T19	29.0	19.05	12.70	6.35
1/2"	3/8"	L8 x 6T19	29.0	19.05	12.70	9.53
3/4"	1/4"	L12 x 4T22	33.5	22.5	19.05	6.35
3/4"	3/8"	L12 x 6T22	33.5	22.5	19.05	9.53
3/4"	1/2"	L12 x 8T22	33.5	22.5	19.05	12.7
1"	1/4"	L16 x 4T23	38.3	23.3	25.4	6.35
1"	1/2"	L16 x 8T23	38.3	23.3	25.4	12.7
3/8"	1/4"	L6 x 4T10	15.9	10.00	9.53	6.35
1/2"	1/4"	L8 x 4T10	19.9	10.00	12.70	6.35
1/2"	3/8"	L8 x 6T10	19.9	10.00	12.70	9.53
3/4"	1/4"	L12 x 4T10	22.4	10.00	19.05	6.35
3/4"	3/8"	L12 x 6T10	22.4	10.00	19.05	9.53

Cross Tee
长焊四通

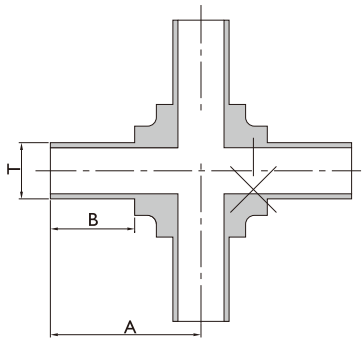

Size (OD)	Ordering Number	Dimensions, mm		
		A	B	T
1/4"	L4CT19	25.0	19.05	6.35
3/8"	L6CT19	25.0	19.05	9.53
1/2"	L8CT19	29.0	19.05	12.70
3/4"	L12CT19	31.5	19.05	19.05
1/4"	L4CT10	15.9	10.00	6.35
3/8"	L6CT10	15.9	10.00	9.53
1/2"	L8CT10	19.9	10.00	12.70
3/4"	L12CT10	22.4	10.00	19.05

Reducer
长焊变径

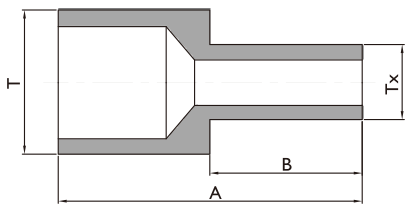

Size (OD)	Size (OD 1)	Ordering Number	Dimensions, mm			
			A	B	T	Tx
3/8"	1/4"	L6 x 4R19	19.05	38.1	9.53	6.35
1/2"	1/4"	L8 x 4R19	19.05	38.1	12.70	6.35
1/2"	3/8"	L8 x 6R19	19.05	38.1	12.70	9.53
3/4"	1/4"	L12 x 4R19	19.05	42.9	19.05	6.35
3/4"	3/8"	L12 x 6R19	19.05	42.9	19.05	9.53
3/4"	1/2"	L12 x 8R19	19.05	42.9	19.05	12.70
3/8"	1/4"	L6 x 4R10	10.00	20.0	9.53	6.35
1/2"	1/4"	L8 x 4R10	10.00	20.0	12.70	6.35
1/2"	3/8"	L8 x 6R10	10.00	20.0	12.70	9.53
3/4"	1/4"	L12 x 4R10	10.00	20.0	19.05	6.35
3/4"	3/8"	L12 x 6R10	10.00	20.0	19.05	9.53
3/4"	1/2"	L12 x 8R10	10.00	20.0	19.05	12.70

MEMO



金属面密封接头

特征:

◎ 金属对金属密封，在真空到高压范围内提供无泄漏服务
◎ 精密制造的垫片确保最高性能
◎ 螺母端测试孔易于进行泄漏测试
◎ 螺母内螺纹镀银
◎ 标准平均表面粗糙度Ra0.25μm 或电解抛光Ra0.13μm 可选
◎ 所有密封面和阳螺纹端都有塑料帽保护
◎ 尺寸范围：1/16" 至 1" 和 6 mm 至 18 mm
◎ 每一个接管和本体都刻有尺寸、材料和炉号

技术数据：

◎ 螺纹标准

螺纹类型	标准
NPT螺纹	ASME B1.20.1, SAE AS71051
SAE/MS直螺纹	ASME B1.1, SAE J475

◎ 工作温度

元件	材料	最高温度
接头	316L SS	538 °C (1000 °F)
	316L VAR SS	
	316L VIM+VAR SS	
垫片	316L SS	
	铜	204 °C (400 °F)
	镍	316 °C (600 °F)

◎ 材料

材料	棒料	锻件	代号
接头材料			
316 SS	ASTM A479	ASTM A182	16
316L SS	SEMI F20	SEMI F20	40
316L VAR SS			40V
316L VIM+VAR			40W
垫片材料			
316L SS	ASTM A240		40
铜	ASTM B152		CU
镍	ASTM B162		NI

◎ 焊接端管尺寸及壁厚

英制	
Tube 管外径 in.	壁厚 mm
1/8	0.71
1/4	0.89
3/8	0.89
1/2	1.24
3/4	1.65
1	1.65
1 1/2	1.65
2	1.65

公制	
Tube 管外径 mm	壁厚 mm
6	1.0
8	1.0
10	1.0
12	1.0
18	1.5

◎ 工作压力

样本所示工作压力是在室温下根据 ASME B31.3 和 B31.1 计算。

测试

VCR接头最大氦气泄漏率为4×10^{-11} std cm^3/s。

典型装配组合

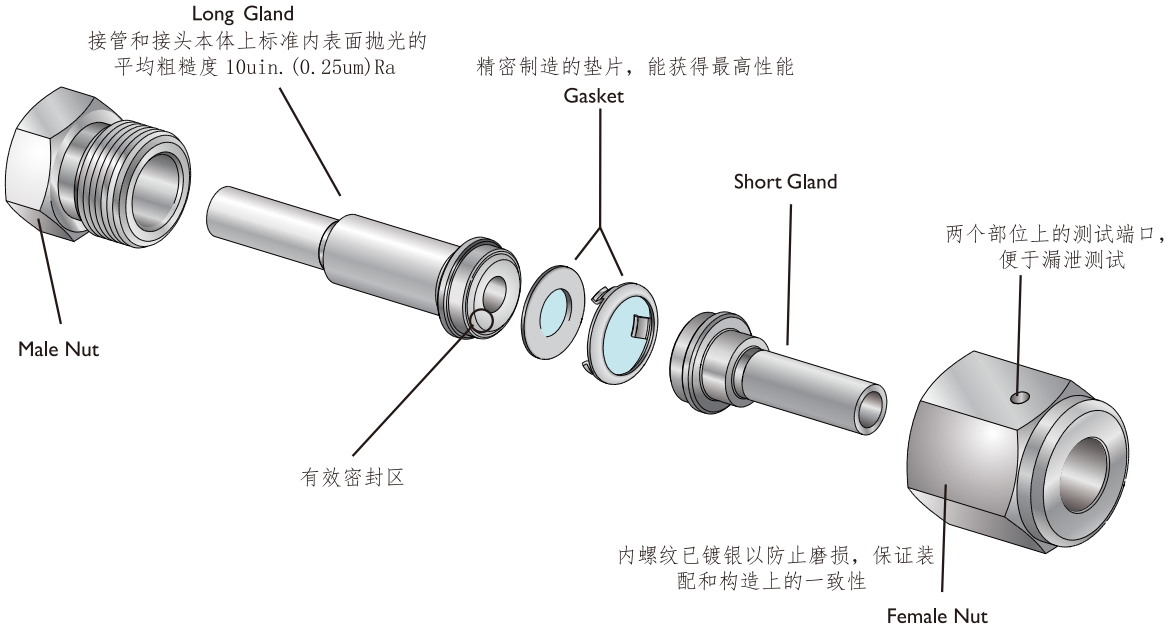

安装指南

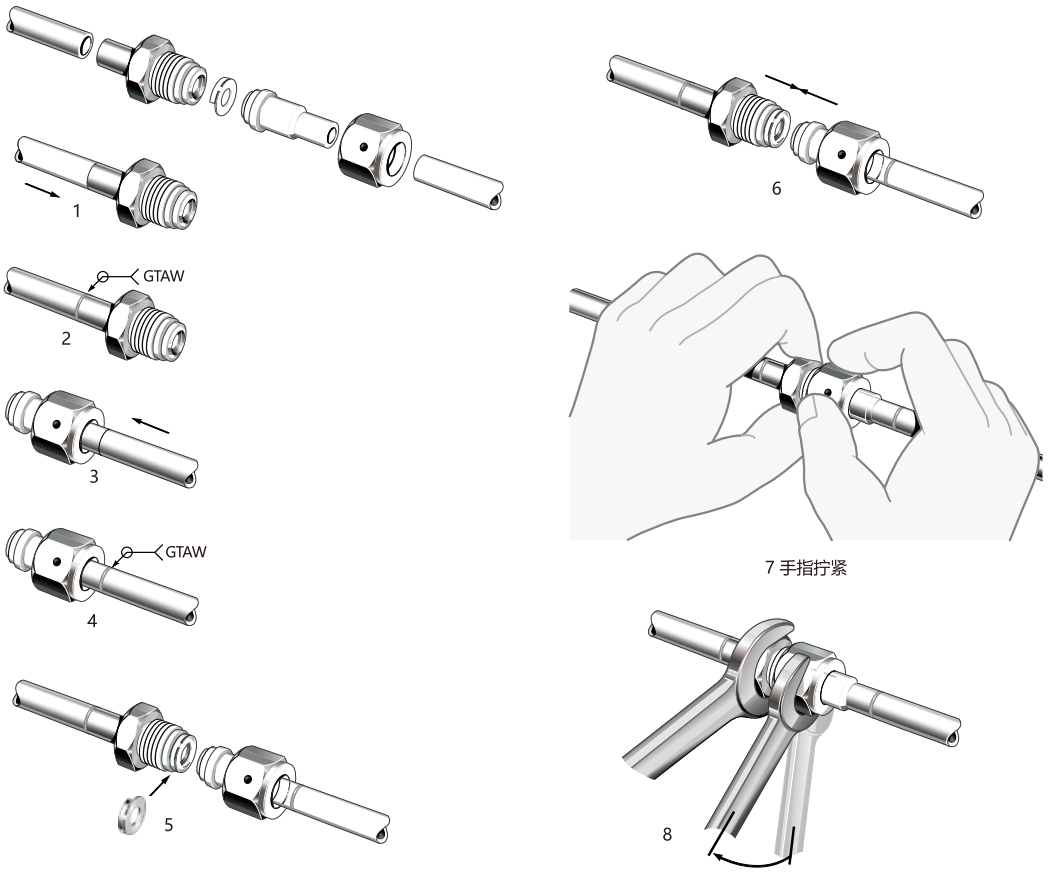

1. 如上图所示，依次安装接管、螺母、垫片和阳螺纹螺母，手紧螺母。
2. 对于使用 316L 不锈钢或镍垫片的接头，将阳螺母或接头本体牢牢固定，用扳手拧螺母1/8圈。

Female Gland
短焊接管

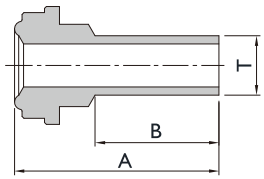

Tube Size	Head Size	Ordering Number	Dimensions, mm		
			A	B	T
1/8"	1/8"	V2SG19	27.40	19.05	3.18
1/4"	1/4"	V4SG6	15.24	6.35	6.35
1/4"	1/4"	V4SG10	18.89	10.00	6.35
1/4"	1/4"	V4SG19	27.94	19.05	6.35
3/8"	1/2"	V6SG6	15.75	6.35	9.53
3/8"	1/2"	V6SG10	19.40	10.00	9.53
3/8"	1/2"	V6SG19	28.45	19.05	9.53
1/2"	1/2"	V8SG6	15.75	6.35	12.70
1/2"	1/2"	V8SG10	19.40	10.00	12.70
1/2"	1/2"	V8SG19	28.45	19.05	12.70
3/4"	3/4"	V12SG19	34.50	19.05	19.05
1"	1"	V16SG19	38.60	19.05	25.40
1/4"	1/2"	V8 x 4SG6	15.75	6.35	6.35
1/4"	1/2"	V8 x 4SG10	19.50	10.00	6.35
1/4"	1/2"	V8 x 4SG19	28.45	19.05	6.35

Male Gland
长焊接管

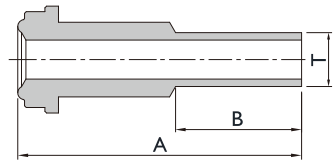

Tube Size	Head Size	Ordering Number	Dimensions, mm		
			A	B	T
1/8"	1/8"	V2LG19	36.00	19.05	3.18
1/4"	1/4"	V4LG6	30.48	6.35	6.35
1/4"	1/4"	V4LG10	34.13	10.00	6.35
1/4"	1/4"	V4LG19	43.18	19.05	6.35
3/8"	1/2"	V6LG6	32.77	6.35	9.53
3/8"	1/2"	V6LG10	36.42	10.00	9.53
3/8"	1/2"	V6LG19	45.47	19.05	9.53
1/2"	1/2"	V8LG6	32.77	6.35	12.70
1/2"	1/2"	V8LG10	36.42	10.00	12.70
1/2"	1/2"	V8LG19	45.47	19.05	12.70
3/4"	3/4"	V12LG19	51.56	19.05	19.05
1"	1"	V16LG19	58.93	19.05	25.40
1/4"	1/2"	V8 x 4LG6	32.77	6.35	6.35
1/4"	1/2"	V8 x 4LG10	36.42	10.00	6.35
1/4"	1/2"	V8 x 4LG19	45.47	19.05	6.35

Atw Female Short Gland
短自动焊管

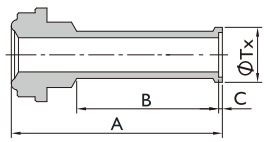

Tube Size	Head Size	Ordering Number	Dimensions, mm			
			A	B	C	Tx
1/4"	1/4"	V4ASG19	28.5	19.05	0.5	7.4
3/8"	1/2"	V6ASG19	29.2	19.05	0.8	10.4
1/2"	1/2"	V8ASG19	29.5	19.05	1.0	14.0
1/4"	1/2"	V8 x 4ASG19	29.5	19.05	0.5	7.4

Atw Male Long Gland
长自动焊接管

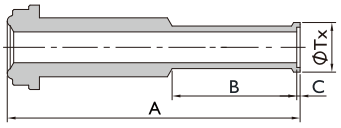

Tube Size	Head Size	Ordering Number	Dimensions, mm			
			A	B	C	Tx
1/4"	1/4"	V4ALG19	43.7	19.05	0.5	7.4
3/8"	1/2"	V6ALG19	46.2	19.05	0.8	10.4
1/2"	1/2"	V8ALG19	46.5	19.05	1.0	14.0
3/4"	3/4"	V12ALG19	52.6	19.05	1.0	20.3
1"	1"	V16ALG19	65.3	24.40	1.0	26.9
1/4"	1/2"	V8 x 4ALG19	46.5	19.05	0.5	7.4

Socket Weld Short Gland
短承插焊管

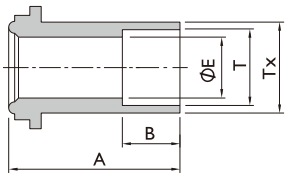

Socket Size	Head Size	Ordering Number	Dimensions, mm				
			A	B	E	Tx	T
1/4"	1/4"	V4SWSG	12.7	7.1	4.6	8.9	6.35

Socket Weld Reducing Long Gland
变径承插焊管

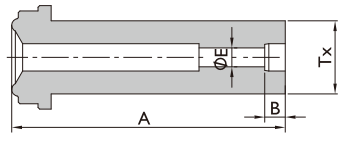

Socket Size	Head Size	Ordering Number	Dimensions, mm			
			A	B	E	Tx
1/8"	1/4"	V4 x 2SWLG	33.3	2.5	2.3	8.9
1/4"	1/2"	V8 x 4SWLG	38.1	7.1	4.6	15.2

Socket Weld Long Gland
长承插焊管

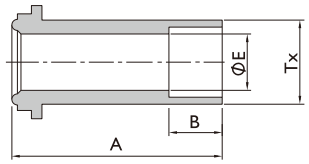

Size	Head Size	Ordering Number	Dimensions, mm			
			A	B	E	Tx
1/8"	1/8"	V2SWLG	17.8	2.5	2.3	5.1
1/4"	1/4"	V4SWLG	33.3	7.1	4.6	8.9
3/8"	1/2"	V6SWLG	38.1	7.9	7.1	15.2
1/2"	1/2"	V8SWLG	38.1	9.6	10.2	15.2
3/4"	3/4"	V12SWLG	50.8	11.2	15.7	22.4
1"	1"	V16SWLG	56.4	15.7	22.1	30.2

Blind Gland
盲接管

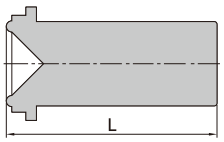

Head Size	Ordering Number	Dimensions, mm
		L
1/8"	V2BLG	17.8
1/4"	V4BLG	33.3
1/2"	V8BLG	38.1
3/4"	V12BLG	50.8
1"	V16BLG	56.4

Male Weld Gland
外焊接管

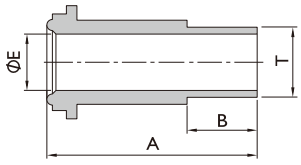

Tube Size	Head Size	Ordering Number	Dimensions, mm			
			A	B	E	T
1/8"	1/8"	V2MG	17.8	7.1	1.5	3.18
1/4"	1/4"	V4MG	33.3	10.4	3.0	6.35
3/8"	1/2"	V6MG	38.1	10.4	7.1	9.53
1/2"	1/2"	V8MG	38.1	12.7	10.2	12.70

Tube Adapter
卡套管接管

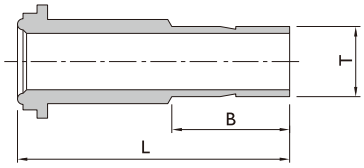

Tube Size	Head Size	Ordering Number	Dimensions, mm		
			A	B	T
1/4"	1/4"	V4TA	41	16.2	6.35
3/8"	1/2"	V6TA	46	17.8	9.53
1/2"	1/2"	V8TA	49.3	24.4	12.70

Double Male Union
一体MVCR直通

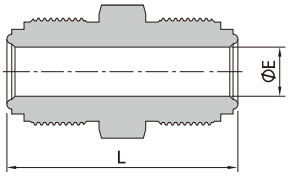

Head Size	Ordering Number	Dimensions, mm	
		E	L
1/8"	V2MU	2.30	28.70
1/4"	V4MU	4.35	39.37
1/2"	V8MU	10.22	46.74
3/4"	V12MU	15.75	61.98
1"	V16MU	22.10	65.79

Double Male Reducing Union
一体MVCR变径直通

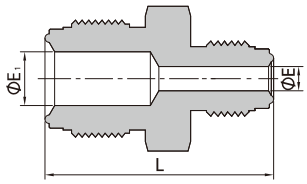

Head Size	Head Size	Ordering Number	Dimensions, mm		
			E	E1	L
1/4"	1/8"	V4 x 2MU	2.30	4.35	34.8
1/2"	1/4"	V8 x 4MU	4.35	10.20	43.4

Bulkhead Union
一体穿板MVCR直通

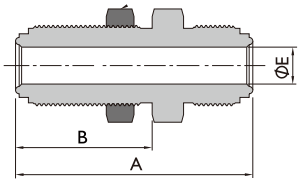

Head Size	Ordering Number	Dimensions, mm		
		B	A	E
1/4"	V4BH	33.00	56.60	4.35
1/2"	V8BH	37.60	65.25	10.22
3/4"	V12BH	43.40	79.00	15.75
1"	V16BH	47.10	86.00	22.10

TBW Bulkhead Connector
穿板管对焊接头

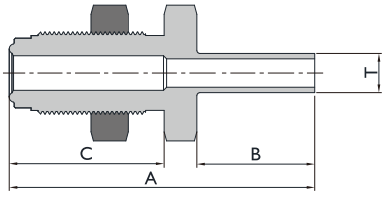

Tube Size	Ordering Number	Dimensions, mm			
		A	B	C	T
1/4"	V4BHY	59.85	19.05	33.00	6.35
1/2"	V8BHY	65.25	19.05	37.60	12.70
3/4"	V12BHY	71.30	19.05	43.25	19.05

Coupling
一体式内螺纹本体

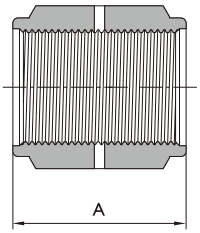

Head Size	Ordering Number	Dimensions, mm
		A
1/8"	V2CG	16.8
1/4"	V4CG	30.2
1/2"	V8CG	33.3
3/4"	V12CG	42.7
1"	V16CG	51.8

Double Female Reducing Union
一体式FVCR变径

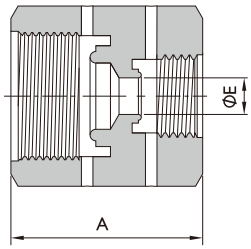

Head Size	Head Size	Ordering Number	Dimensions, mm	
			A	E
1/2"	1/4"	V8 x 4FU	35.8	6.4

Reducing Adapter
一体式大FVCRx小MVCR转接

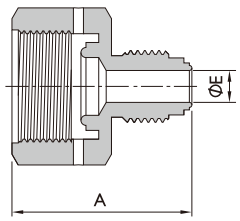

Head Size	Head Size	Ordering Number	Dimensions, mm	
			E	A
1/8"	1/4"	V2 x 4RA	2.3	30.2
1/4"	1/2"	V4 x 8RA	4.6	35.8

Reducing Bushing
一体式大MVCRx小FVCR转接

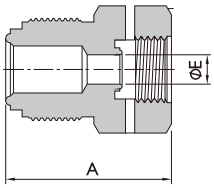

Head Size	Head Size	Ordering Number	Dimensions, mm	
			E	A
1/4"	1/8"	V4 x 2RB	3.3	26.9
1/2"	1/4"	V8 x 4RB	6.4	35.8

Male Elbow (PT)
一体式MVCRxMPT弯头

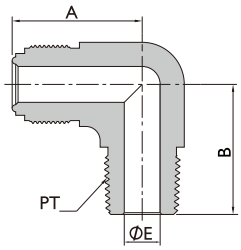

Head Size	PT Size	Ordering Number	Dimensions, mm		
			E	A	B
1/4"	1/4"	V4ME-X32	4.35	27.18	27.18
1/2"	3/8"	V6ME-X32	10.22	36.83	32.00
1/2"	1/2"	V8ME-X32	10.22	36.83	36.83
3/4"	3/4"	V12ME-X32	15.75	48.80	43.50

Male Elbow (NPT)
一体式MVCRxMNPT弯头

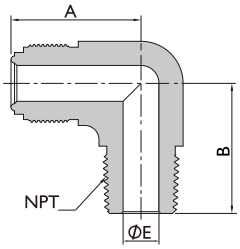

Head Size	NPT Size	Ordering Number	Dimensions, mm		
			E	A	B
1/4"	1/4"	V4ME	4.35	27.18	27.18
1/2"	3/8"	V6ME	10.22	36.83	32.00
1/2"	1/2"	V8ME	10.22	36.83	36.83
3/4"	3/4"	V12ME	15.75	48.80	43.50

Union Elbow
一体式MVCR弯头

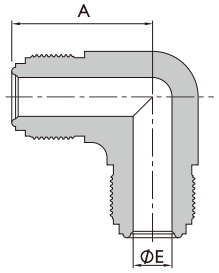

Head Size	Ordering Number	Dimensions, mm	
		A	E
1/4"	V4UE	27.18	4.35
1/2"	V8UE	36.83	10.22
3/4"	V12UE	48.77	15.75
1"	V16UE	50.80	22.10

Union Tee
一体式MVCR三通

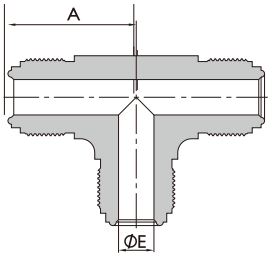

Head Size	Ordering Number	Dimensions, mm	
		A	E
1/4"	V4UT	27.18	4.35
1/2"	V8UT	36.83	10.22
3/4"	V12UT	48.77	15.75
1"	V16UT	50.80	22.10

Union Cross
一体式MVCR四通

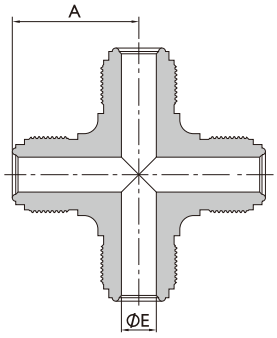

Head Size	Ordering Number	Dimensions, mm	
		A	E
1/4"	V4UC	27.18	4.35
1/2"	V8UC	36.83	10.22
3/4"	V12UC	48.77	15.75
1"	V16UC	50.80	22.10

Tube Fitting Connector
一体式MVCRxLok转接

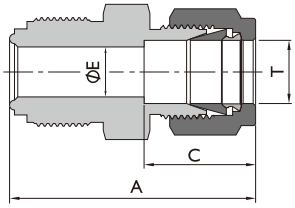

Tube Size	Head Size	Ordering Number	Dimensions, mm			
			A	C	E	T
1/4"	1/4"	V4MCK	41.1	17.80	4.35	1/4"
3/8"	1/2"	V6MCK	46.7	19.30	10.22	3/8"
1/2"	1/2"	V8MCK	49.5	21.80	10.22	1/2"

Tube Fitting Bulkhead Connector
一体式MVCRxLok穿板转接

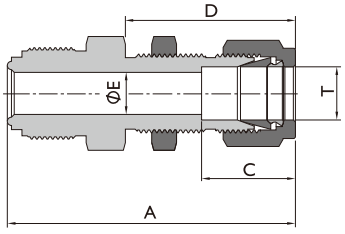

Tube Size	Head Size	Ordering Number	Dimensions, mm				
			A	C	D	E	T
1/4"	1/4"	V4BHCK	57.2	15.20	33.5	4.6	1/4"
3/8"	1/2"	V6BHCK	64.5	16.80	36.8	7.1	3/8"
1/2"	1/2"	V8BHCK	69.6	22.90	41.9	10.2	1/2"

Male Bulkhead Connector (NPT)
一体式MVCRxMNPT穿板转接

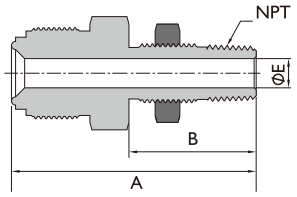

Head Size	NPT Size	Ordering Number	Dimensions, mm		
			A	B	E
1/4"	1/4"	V4BHC	56.1	31.5	7.1
1/2"	1/4"	V8 x 4BHC	59.4	31.5	7.1

Male Connector (PT)
一体式MVCRxMPT转接

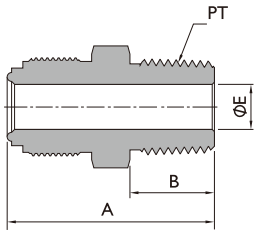

Head Size	PT Size	Ordering Number	Dimensions, mm		
			A	B	E
1/8"	1/8"	V2MC-X32	27.20	9.60	2.30
1/4"	1/4"	V4MC-X32	37.84	14.22	4.35
1/2"	3/8"	V6MC-X32	41.87	14.22	7.44
1/2"	1/2"	V8MC-X32	46.74	19.05	10.22
3/4"	3/4"	V12MC-X32	55.63	19.05	15.75
1"	1"	V16MC-X32	62.74	23.88	22.10

Male Connector (NPT)
一体式MVCRxMNPT转接

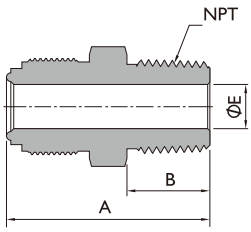

Head Size	NPT Size	Ordering Number	Dimensions, mm		
			A	B	E
1/8"	1/8"	V2MC	27.20	9.60	2.30
1/4"	1/4"	V4MC	37.84	14.22	4.35
1/2"	3/8"	V6MC	41.87	14.22	7.44
1/2"	1/2"	V8MC	46.74	19.05	10.22
3/4"	3/4"	V12MC	55.63	19.05	15.75
1"	1"	V16MC	62.74	23.88	22.10

Male Connector (ST)
一体式MVCRxST外螺纹转接

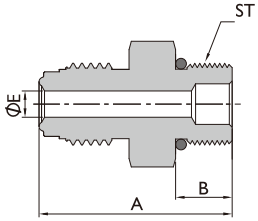

Head Size	ST Size	Ordering Number	Dimensions, mm		
			A	B	E
1/4"	9/16-18 UNF	V4MCS	33.8	9.9	4.35
1/2"	7/8-14 UNF	V8MCS	42.2	12.7	10.22
3/4"	13/16-12 UNF	V12MCS	51.5	15.0	15.75

Female Connector (PT)
一体式MVCR转FPT转接

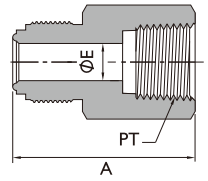

Head Size	PT Size	Ordering Number	Dimensions, mm	
			A	E
1/8"	1/8"	V2FC-X32	30.2	2.30
1/4"	1/4"	V4FC-X32	39.1	4.35
1/2"	3/8"	V6FC-X32	44.7	7.44
1/2"	1/2"	V8FC-X32	50.5	10.22
3/4"	3/4"	V12FC-X32	59.9	15.75
1"	1"	V16FC-X32	63.8	22.10

Female Connector (NPT)
一体式MVCR转FNPT转接

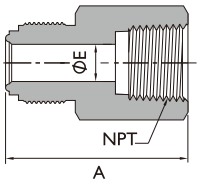

Head Size	NPT Size	Ordering Number	Dimensions, mm	
			A	E
1/8"	1/8"	V2FC	30.2	2.30
1/4"	1/4"	V4FC	39.1	4.35
1/2"	3/8"	V6FC	44.7	7.44
1/2"	1/2"	V8FC	50.5	10.22
3/4"	3/4"	V12FC	59.9	15.75
1"	1"	V16FC	63.8	22.10

Gasket Retainer Assembly
带爪垫片

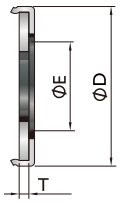

Head Size	Ordering Number	Dimensions, mm		
		T	E	D
1/4"	V4GR	0.8	5.5	11.85
1/2"	V8GR	0.8	11.1	19.27
3/4"	V12GR	0.8	16.8	27.9
1"	V16GR	0.8	22.6	34.2

Gasket
平垫片

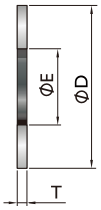

Head Size	Ordering Number	Dimensions, mm		
		T	E	D
1/8"	V2GT	0.8	2.3	6.6
1/4"	V4GT	0.8	5.5	12.7
1/2"	V8GT	0.8	11.1	19.8
3/4"	V12GT	0.8	16.8	29
1"	V16GT	0.8	22.6	35.8

Blind Gasket
盲板垫片



Head Size	Ordering Number	Dimensions, mm	
		D	T
1/8"	V2GB	6.6	0.8
1/4"	V4GB	11.9	0.8
1/2"	V8GB	19.8	0.8
3/4"	V12GB	28.9	0.8
1"	V16GB	35.5	0.8

Female Nut
内螺纹螺母

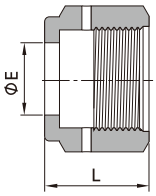

Head Size	Ordering Number	Dimensions, mm	
		L	E
1/8"	V2FN	13.5	5.30
1/4"	V4FN	20.6	9.10
1/2"	V8FN	22.4	15.50
3/4"	V12FN	28.4	22.60
1"	V16FN	34.0	30.50

Male Nut
外螺纹螺母

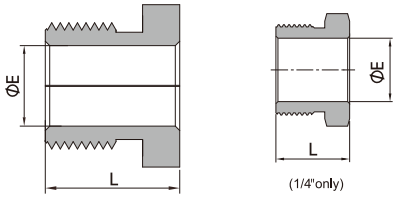

* V4MNS : Short Male Nut 1/4" Only

Head Size	Ordering Number	Dimensions, mm	
		L	E
1/8"	V2MN	12.7	5.30
1/4"	V4MN	18.0	9.10
1/4"	V4MNS	13.7	9.10
1/2"	V8MN	20.5	15.50
3/4"	V12MN	25.4	22.60
1"	V16MN	30.2	30.50

Plug
堵头

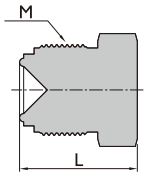

Head Size	Ordering Number	Dimensions, mm	
		L	M
1/8"	V2PG	17.30	5/16-24 UNF
1/4"	V4PG	23.37	9/16-18 UNF
1/2"	V8PG	27.43	7/8-14 UNF
3/4"	V12PG	36.32	1 1/4 -18 UNEF
1"	V16PG	38.61	1 1/2-20 UN

Cap
堵帽

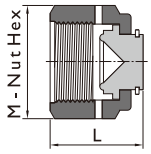

Head Size	Ordering Number	Dimensions, mm	
		L	M
1/8"	V2CP	16.00	5/16-24 UNF
1/4"	V4CP	24.20	9/16-18 UNF
1/2"	V8CP	25.50	7/8-14 UNF
3/4"	V12CP	32.77	1 1/4-18 UNEF
1"	V16CP	39.12	1 1/2-20 UN

高流量连接 - “H”型 VCR

“H”型VCR连接与1/4"VCR连接兼容，设计用于高流量隔膜阀和气体调压阀。
为了得到均匀的流动，应用1/4"VCR垫片。

Hmfs Female Nut
H型螺母-F

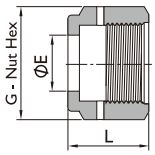

Head Size	Ordering Number	Dimensions, mm		
		L	E	G
1/4"	V4HFN	20.57	9.90	9/16-18 UNF

Hmfs Male Nut
H型螺母-M

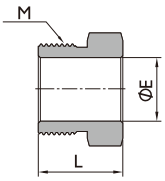

Head Size	Ordering Number	Dimensions, mm		
		L	E	M
1/4"	V4HMN	18.03	9.9	9/16-18 UNF

Hmfs Long Gland
H型对焊接管

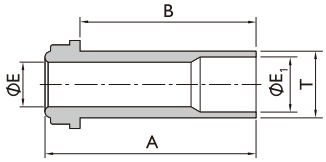

Tube Size	Head Size	Ordering Number	Dimensions, mm				
			T	B	A	E_1	E
3/8"	1/4"	V6X4HLG	9.53	28.4	33.2	7.5	6.28

Hmfs Tbw Body
H型TUBE管对焊接头

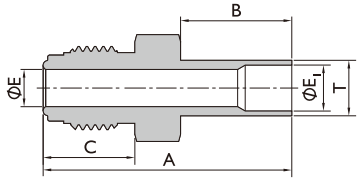

Head Size	Tube Size	Ordering Number	Dimensions, mm					
			T	E_1	E	B	C	A
1/4"	3/8"	V4X6HBY	9.53	7.5	6.4	19.05	15.7	42.7

Hmfs Atw Body
H型TUBE管焊接接管

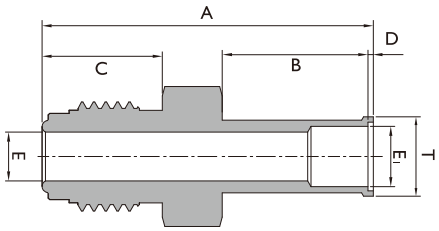

Head Size(T)	Tube Size	Ordering Number	Dimensions, mm						
			A	B	C	D	E	E 1	T
1/4"	3/8"	V4X6HABY	43.4	19.05	15.7	0.8	7.9	6.4	10.4

Hmfs Bulkhead Connector
H型TUBE管穿板对焊接管

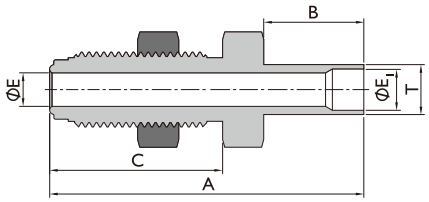

Head Size	Tube Size	Ordering Number	Dimensions, mm					
			A	B	C	E	E1	T
1/4"	3/8"	V4X6HBHY	59.9	19.05	33.0	6.4	7.5	9.53

Welded Male Connector (PT)
可旋转FVCRxMPT

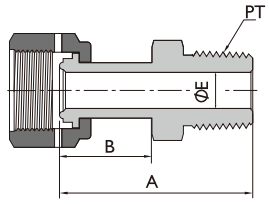

Head Size	PT Size	Ordering Number	Dimensions, mm		
			A	B	E
1/4"	1/4"	V4SGW4MCP	46.6	23.4	4.35
1/2"	3/8"	V6SGW6MCP	47.3	25.4	10.22
1/2"	1/2"	V8SGW8MCP	53.2	25.6	10.22

Welded Male Connector (NPT)
可旋转FVCRxMNPT

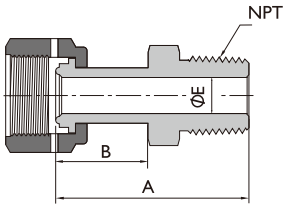

Head Size	NPT Size	Ordering Number	Dimensions, mm		
			A	B	E
1/4"	1/4"	V4SGW4MCN	46.6	23.4	4.35
1/2"	3/8"	V6SGW6MCN	47.3	25.4	10.22
1/2"	1/2"	V8SGW6MCN	53.2	25.6	10.22

Welded Female Connector (NPT)
可旋转FVCRxMNPT

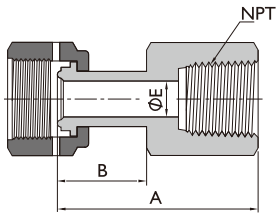

Head Size	NPT Size	Ordering Number	Dimensions, mm		
			A	B	E
1/4"	1/4"	V4SGW4FCN	46.6	23.4	4.35
1/2"	3/8"	V6SGW6FCN	47.3	26.9	7.44
1/2"	1/2"	V8SGW8FCN	54.2	26.4	10.22

Welded Lok Connector
可旋转FVCRxLok

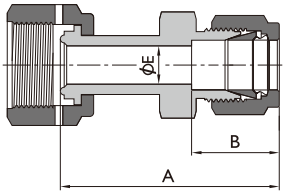

Tube Size	Head Size	Ordering Number	Dimensions, mm		
			A	B	E
1/4"	1/4"	V4SGW4K	51.7	17.78	4.35
3/8"	3/8"	V6SGW6K	51.2	19.30	10.22
1/2"	1/2"	V8SGW8K	55.2	21.84	10.22

Welded Female Connector (PT)
可旋转FVCRxFPT

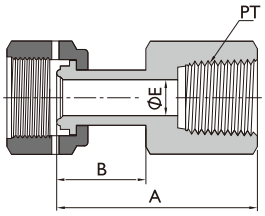

Head Size	PT Size	Ordering Number	Dimensions, mm		
			A	B	E
1/4"	1/4"	V4SGW4FCP	45.0	23.4	4.35
1/2"	3/8"	V6SGW6FCP	48.6	26.9	7.44
1/2"	1/2"	V8SGW8FCP	54.2	26.4	10.22

Weld Female Union
可旋转FVCR直通

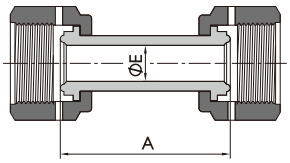

Ordering Number	Head Size	Dimensions, mm	
		A	E
V4SGWU	1/4"	43.00	4.60
V8SGWU	1/2"	44.00	10.20

Weld Male Union
可旋转MVCR直通

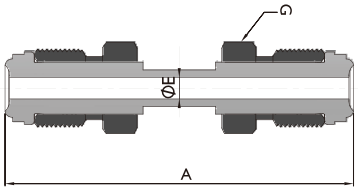

Ordering Number	Head Size	Dimensions, mm		
		A	E	G
V4LGWU	1/4"	60.96	4.60	5/8
V8LGWU	1/2"	65.64	10.20	15/16

Weld Apapter
可旋转直通转接

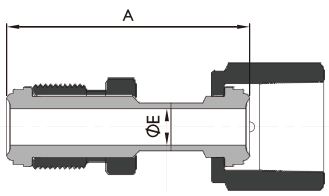

Ordering Number	Head Size	Dimensions, mm	
		A	E
V4LGWSGU	1/4"	45.7	4.60
V8LGWSGU	1/2"	48.5	10.20

Welded Union Elbow
可旋转FVCR弯头

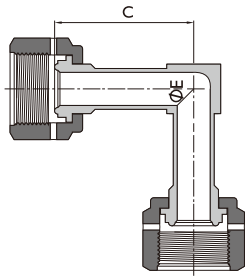

Ordering Number	Head Size	Dimensions, mm	
		C	E
V4SGWE	1/4"	25.40	4.60
V8SGWE	1/2"	29.20	10.20

Welded Female Union Tee
可旋转FVCR三通

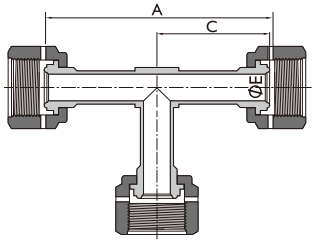

Ordering Number	Head Size	Dimensions, mm		
		A	C	E
V4SGWT	1/4"	50.80	25.40	4.60
V8SGWT	1/2"	58.40	29.20	10.20

Welded Female Union Cross
可旋转FVCR四通

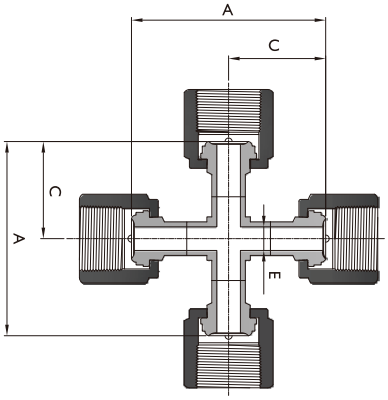

Ordering Number	Head Size	Dimensions, mm		
		A	C	E
V4SGWC	1/4"	50.80	25.40	4.60
V8SGWC	1/2"	58.40	29.20	10.20

Welded Male Union Elbow
可旋转MVCR弯头

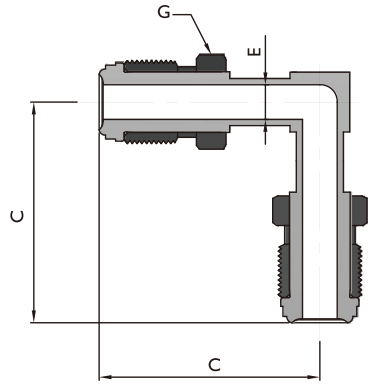

Ordering Number	Head Size	Dimensions, mm		
		C	E	G
V4LGWE	1/4"	40.90	4.60	5/8
V8LGWE	1/2"	46.20	10.20	15/16

Welded Male Union Tee
可旋转MVCR三通

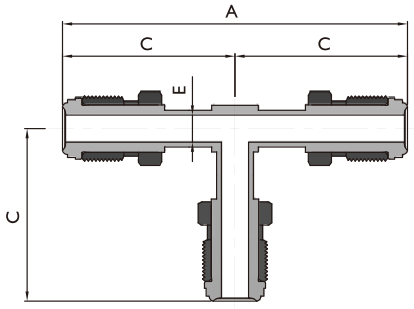

Ordering Number	Head Size	Dimensions, mm		
		A	C	E
V4LGWT	1/4"	81.80	40.90	4.60
V8LGWT	1/2"	92.50	46.20	10.20

Welded Male Union Cross
可旋转MVCR四通

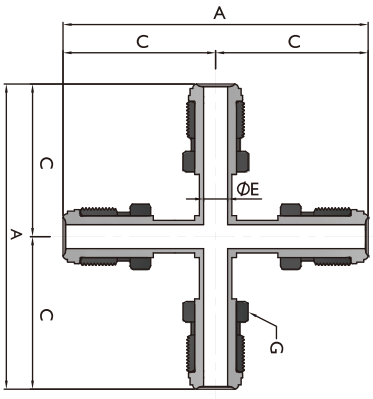

Ordering Number	Head Size	Dimensions, mm			
		A	C	E	G
V4LGWC	1/4"	81.80	40.90	4.60	5/8
V8LGWC	1/2"	92.50	46.20	10.20	15/16

Welded Lok Connector
可旋转MVCRxLok

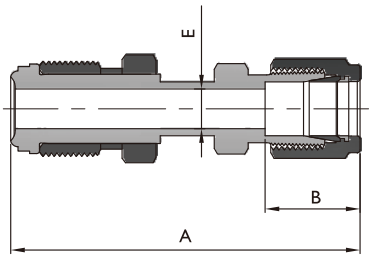

Tube Size	Head Size	Ordering Number	Dimensions, mm		
			A	B	E
1/4"	1/4"	V4LGW4K	67	17.78	4.35
3/8"	1/2"	V6LGW6K	68.3	19.30	10.22
1/2"	1/2"	V8LGW8K	72.3	21.84	10.22

Welded Male Connector (NPT)
可旋转MVCRxMNPT

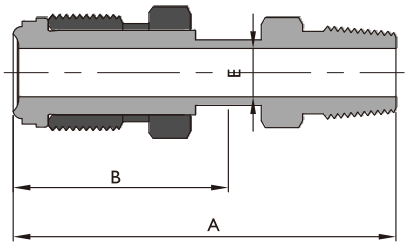

Head Size	NPT Size	Ordering Number	Dimensions, mm		
			A	B	E
1/4"	1/4"	V4LGW4MCN	61.9	23.4	4.35
1/2"	3/8"	V6LGW6MCN	64.9	25.4	10.22
1/2"	1/2"	V8LGW8MCN	70.3	25.6	10.22

Welded Male Connector (PT)
可旋转MVCRxMPT

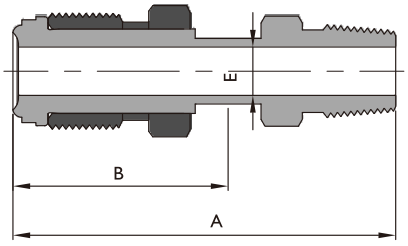

Head Size	PT Size	Ordering Number	Dimensions, mm		
			A	B	E
1/4"	1/4"	V4LGW4MCP	61.9	23.4	4.35
1/2"	3/8"	V6LGW6MCP	64.9	25.4	10.22
1/2"	1/2"	V8LGW8MCP	70.3	25.6	10.22

Welded Male Connector (NPT)
可旋转MVCRxMNPT

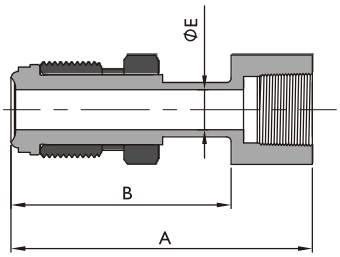

Head Size	NPT Size	Ordering Number	Dimensions, mm		
			A	B	E
1/4"	1/4"	V4LGW4MCN	61.9	23.4	4.35
1/2"	3/8"	V6LGW6MCN	65.7	26.9	7.44
1/2"	1/2"	V8LGW8MCN	71.3	26.4	10.22

Welded Male Connector (PT)
可旋转MVCRxMPT

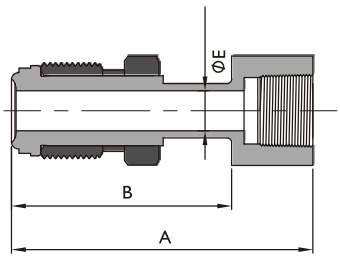

Head Size	PT Size	Ordering Number	Dimensions, mm		
			A	B	E
1/4"	1/4"	V4LGW4MCP	60.5	23.4	4.35
1/2"	3/8"	V6LGW6MCP	65.7	26.9	7.44
1/2"	1/2"	V8LGW8MCP	71.3	26.4	10.22

O-Ring Seal Fittings



O型圈面密封接头

特征：
- ◇ 密封圈密封保证了从真空到高压的完美密封
- ◇ 密封圈完全实现了最大效率
- ◇ 与接管面光滑连接确保良好封装
- ◇ 螺母端测试孔易于进行泄漏测试
- ◇ 易于安装和维护
- ◇ 内螺纹镀银处理
- ◇ 尺寸范围：1/8"至1"
- ◇ 每个接管和本体都刻有尺寸、材料和炉号

技术数据：

◇ 螺纹标准

螺纹类型	标准
NPT螺纹	ASME B1.20.1, SAE AS71051
SAE/MS直螺纹	ASME B1.1, SAE J475

◇ 材料

材料	棒料	锻件
316SS	ASTM A479	ASTM A182
316L SS	SEMI F20	SEMI F20

◇ 焊接端管尺寸及壁厚

英制		公制	
Tube 管外径 in.	壁厚 mm	Tube 管外径 mm	壁厚 mm
1/8	0.71	6	1.0
1/4	0.89	8	1.0
3/8	0.89	10	1.0
1/2	1.24	12	1.0
3/4	1.65	18	1.5
1	1.65		
1 1/2	1.65		
2	1.65		

◇ 工作压力

样本所示工作压力是在室温下根据 ASME B31.3 和 B31.1 计算。

◇ 工作温度

接头工作温度范围由 O 型圈材料决定

材料	代号	工作温度
氟橡胶 FKM（70 硬度）	FK	-23°C 至 204°C
氟橡胶 FFKM（90 硬度）	FF	-39°C 至 316°C

SAE/MS 端口默认使用的是氟橡胶FKM(90硬度)的O型圈

测试:

FO接头按照最大氦气泄漏率$4x10^{-9}$ std cm^3/s 设计。

安装说明:

1. 按照左图所示，依次安装接管、螺母、O型圈和本体，并手紧螺母。
2. 将接头本体牢牢固定，用扳手拧螺母 1/8-1/4 圈，直到拧动力矩出现急剧升高为止。（见右图）

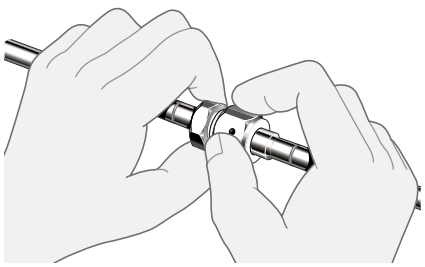



注意事项:

◇ 尺寸仅供参考，可能有变动

◇ 每次安装时都应检查O型圈是否完好，如有破损需更换O型圈

◇ 在焊接本体前，应当拆下O型圈以免被破坏

◇ 推荐使用钨极惰性气体保护焊

◇ 不要在系统有压力的时候松开和紧固接头

ORDERING INFORMATION
订购信息

40V	–	RBUT	–	F4	–	4	–	FK	–	F4

材质	
40	SUS316L
40V	SUS316L VAR
40W	SUS316L VIM+VAR

产品代码	
RGTBW	Gland To Tube Butt Weld （对焊接头）
RGTSW	Gland To Socket Weld（承插焊接头）
RGTSWR	Gland To Tube Socket Weld Reducing（变径承插焊接头）
RGTP	Gland To Tube Port（卡套管接头）
RGATW	Gland To Automatic Tube Weld（卡套管自动焊接头）
RWGMN	Welded Gland To Male Npt（焊式Npt外牙接头）
RWGST	Welded Gland To Sae/ms Thread（焊式Sae/ms外牙接头）
RWGFN	Welded Gland To Female Npt（焊式Npt内牙接头）
RWGTF	Welded Gland To Tube Fitting（焊式卡套接头）
RWGU	Welded Gland Union（焊式直通接头）body Union Tee（本体三通接头）
RBUT	Body Union Tee（本体三通接头）
RBUB	Bulkhead Union Body（本体穿板直通接头）
RBST	Body To SAE/MS Thread（本体Sae/ms外牙接头）
RBFN	Body To Female Npt（本体Npt内牙接头）
RBTF	Body To Tube Fitting（本体卡套接头）
RBBTF	Body To Bulkhead Tube Fitting（本体穿板卡套接头）
RUB	Union Body（本体直通接头）
RBMN	Body To Male Npt（本体Npt外牙接头）
RBTSW	Body To Tube Socket Weld （本体承插焊接头）
RBUE	Body Union Elbow（本体 90°弯头）
RBATW	Body To Automatic Tube Weld（本体自动焊接头）
RBMNE	Body To Male Npt Elbow（本体Npt外牙弯头）
RBTFE	Body To Tube Fitting Elbow （本体卡套弯头）
RBMSE	Body To Male Sae/ms Thread Adjustable Elbow（本体Sae/ms弯头）
RFN	Female Nut （内牙螺帽）
RMN	Male Nut（外牙螺帽）
RRO	O-ring （密封圈）
RBMN	Blind Male Nut （盲孔外牙堵头）
RBFN	Blind Body（盲孔内牙堵头）

尺寸1 FO面	
F4	1/4"
F6	3/8"
F8	1/2"
F12	3/4"
F16	1"

尺寸2 终端尺寸	
4	1/4"
6	3/8"
8	1/2"
12	3/4"
16	1"

密封圈	
FK	FKM 氟橡胶密封圈
FF	FFKM 全氟醚密封

品表面处理	
BLANK	BA Ra≤0.8μm
F4	EP Ra≤0.375μm

说明：

型号说明仅用于说明型号组成规则，有些组合实际并不存在；如有疑问请联系迈格诺科相关销售工程师

Butt Welding Joint
对焊接头

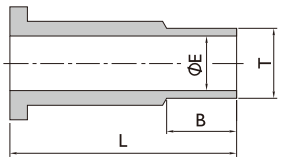

Gland to Tube Butt Weld					
FO Size (in.)	T-Tube O.D. (in.)	Ordering Number	Dimension, mm		
			L	B	E
1/4	1/8	RGTBW-F4-T2	19.6	7.1	1.5
1/4	1/4	RGTBW-F4-T4	28.4	10.4	3.0
1/2	1/4	RGTBW-F8-T4	23.1	10.4	3.0
1/2	3/8	RGTBW-F8-T6	21.3	10.4	5.8
1/2	1/2	RGTBW-F8-T8	26.9	12.7	8.4

Socket Welded Joint
承插焊接头

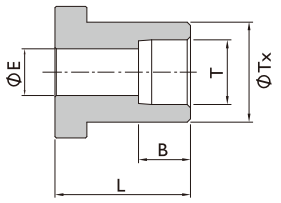

Gland to Tube Socket Weld						
FO Size (in.)	T-Tube O.D. (in.)	Ordering Number	Dimension, mm			
			L	B	E	Tx
1/8	1/8	RGTSW-F2-T2	19.6	2.5	2.3	9.7
1/4	1/4	RGTSW-F4-T4	19.6	7.1	4.6	9.7
3/8	3/8	RGTSW-F6-T6	20.6	7.9	7.1	15.2
1/2	1/2	RGTSW-F8-T8	20.6	9.7	10.2	15.2
3/4	3/4	RGTSW-F12-T12	23.9	1.2	15.7	23.4
1	1	RGTSW-F16-T16	24.9	5.7	22.1	30.2

Variable Diameter Socket Welding Joint
变径承插焊接头

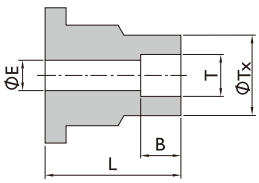

Gland to Tube Socket Weld Reducing						
FO Size (in.)	T-Tube O.D. (in.)	Ordering Number	Dimension, mm			
			L	B	E	Tx
1/4	1/8	RGTSWR-F4-T2	19.6	2.5	2.3	7.4
1/2	1/4	RGTSWR-F8-T4	20.6	7.1	4.6	12.2

Tube Fittings
变径承插焊接头

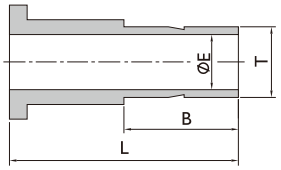

Gland to Tube Port					
FO Size (in.)	T-Tube O.D. (in.)	Ordering Number	Dimension, mm		
			L	B	E
1/4	1/4	RGTP-F4-T4	33.3	16.3	4.6
1/2	3/8	RGTP-F8-T6	35.1	17.8	6.8
1/2	1/2	RGTP-F8-T8	41.1	24.4	9.3
3/4	3/4	RGTP-F12-T12	45.7	25.9	14.7
1	1	RGTP-F16-T16	52.1	33.0	20.3

Automatic Welding Head For Casing Pipe
卡套管自动焊接头

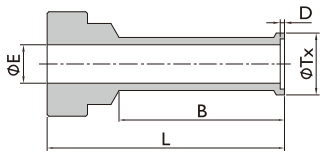

Gland to Automatic Tube Weld

FO Size (in.)	T-Tube O.D. (in.)	Ordering Number	Dimension, mm				
			L	B	D	E	Tx
1/4	1/4	RGATW-F4-T4	28.4	19.8	0.51	4.6	7.4
1/2	3/8	RGATW-F8-T6	28.7	20.0	0.76	7.9	10.4
1/2	1/2	RGATW-F8-T8	29.0	20.3	1.0	10.2	14.0
3/4	3/4	RGATW-F12-T12	30.5	20.3	1.0	16.5	20.3
1	1	RGATW-F16-T16	35.8	25.4	1.0	22.1	26.9

Welded NPT External Tooth Joint
焊式NPT外牙接头

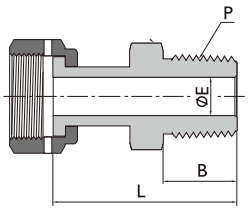

Welded Gland to Male NPT

FO Size (in.)	P-NPT Size	Ordering Number	Dimension, mm		
			L	B	E
1/4	1/4	RWGMN-F4-4	40.4	14.2	4.6
1/2	3/8	RWGMN-F8-6	42.4	14.2	10.2
1/2	1/2	RWGMN-F8-8	47.5	19.1	10.2
3/4	3/4	RWGMN-F12-12	51.6	19.1	15.7
1	1	RWGMN-F16-16	59.9	23.9	22.1

Welded SAE External Tooth Joint
焊式SAE外牙接头

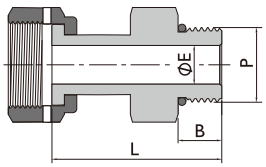

Welded Gland to SAE/MS Thread

FO Size (in.)	P-SAE/MS Thread Size	Ordering Number	Dimension, mm		
			L	B	E
1/4	7/16-20	RWGST-F4-2	39.1	9.1	4.6
1/2	9/16-18	RWGST-F4-4	41.7	9.9	10.2
1/2	3/4-16	RWGST-F8-12	43.4	11.2	10.2
3/4	1 1/16-12	RWGST-F12-17	52.6	15.0	15.7
1	1 5/16-12	RWGST-F16-21	55.1	15.0	22.1

Welded NPT Internal Tooth Joint
焊式NPT内牙接头

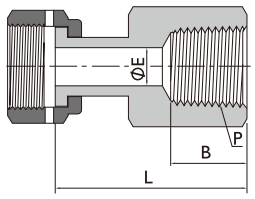

Welded Gland to Female NPT

FO Size (in.)	P-NPT Size	Ordering Number	Dimension, mm		
			L	B	E
1/4	1/4	RWGFN-F4-4	39.9	15.0	4.6
1/2	3/8	RWGFN-F8-6	43.9	15.0	10.2
1/2	1/2	RWGFN-F8-8	49.8	19.8	10.2
3/4	3/4	RWGFN-F12-12	53.8	20.6	15.7
1	1	RWGFN-F16-16	58.2	25.4	22.1

Welded Ferrule Joint
焊式卡套接头

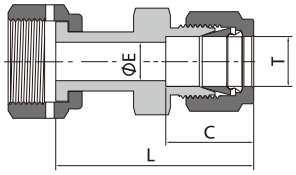

Welded Gland to Tube Fitting					
FO Size (in.)	T-Tube O.D. (in.)	Ordering Number	Dimension, mm		
			L	C	E
1/4	1/4	RWGTF-F4-4	44.2	15.2	4.6
1/2	3/8	RWGTF-F8-6	47.5	16.8	7.1
1/2	1/2	RWGTF-F8-8	51.1	22.9	10.2
3/4	3/4	RWGTF-F12-12	54.4	24.4	15.7
1	1	RWGTF-F16-16	62.2	31.2	22.1

Welded Straight Joint
焊式直通接头

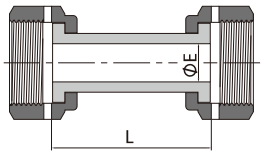

Welded Gland Union			
FO Size (in.)	Ordering Number	Dimension, mm	
		L	E
1/4	RWGU-F4	36.1	4.6
1/2	RWGU-F8	40.9	10.2

Body Tee Joint
本体三通接头

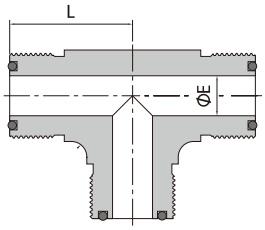

Welded Gland to Tube Fitting			
FO Size (in.)	Ordering Number	Dimension, mm	
		L	E
1/4	RBUT-F4	24.4	4.6
1/2	RBUT-F8	32.0	10.2
3/4	RBUT-F12	37.6	15.7
1	RBUT-F16	39.6	22.1

Body Straight Connector
本体直通接头

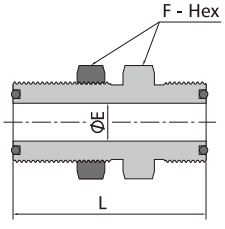

Welded Gland Union				
FO Size (in.)	Ordering Number	Dimension, mm		
		L	F	E
1/4	RBUB-F4	47.8	19.1	4.6
1/2	RBUB-F8	53.1	27.0	10.2

Body SAE/MS External Tooth Joint
本体SAE/MS外牙接头

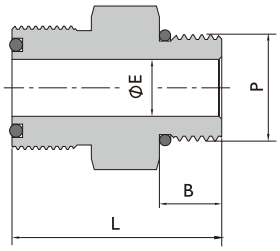

Body to SAE/MS Thread					
FO Size (in.)	P-SAE/MS Thread Size	Ordering Number	Dimension, mm		
			L	B	E
1/4	7/16-20	RBST-F4-7	31.5	9.1	4.6
1/4	9/16-18	RBST-F4-9	29.7	9.9	4.6
1/2	7/16-20	RBST-F8-7	34.5	9.1	4.6
1/2	9/16-18	RBST-F8-9	35.3	9.9	7.6
1/2	3/4-16	RBST-F8-12	37.3	11.2	10.2
3/4	1 1/16-12	RBST-F12-17	43.9	15.0	15.7
1	1 5/16-12	RBST-F16-21	45.5	15.0	21.6

Welded Ferrule Joint
本体NPT内牙接头

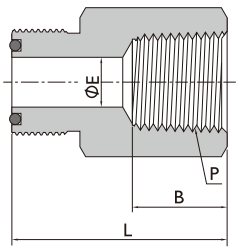

Body to Female NPT					
FO Size (in.)	P-NPT Size (in.)	Ordering Number	Dimension, mm		
			L	B	E
1/4	1/8	RBFN-F4-2	31.8	10.4	4.6
1/4	1/4	RBFN-F4-4	35.3	15.0	4.6
1/2	3/8	RBFN-F8-6	39.9	15.0	10.2
1/2	1/2	RBFN-F8-8	45.0	19.8	10.2
3/4	3/4	RBFN-F12-12	49.0	20.6	15.7
1	1	RBFN-F16-16	51.3	25.4	22.1

Body Ferrule Connector
本体卡套接头

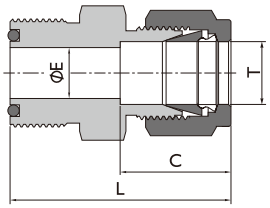

Body to Tube Fitting					
FO Size (in.)	T-tube O.D. (in.)	Ordering Number	Dimension, mm		
			L	C	E
1/4	1/8	RBTF-F4-2	35.1	13.0	2.3
1/4	1/4	RBTF-F4-4	37.3	15.2	4.6
1/2	3/8	RBTF-F8-6	41.9	16.8	7.1
1/2	1/2	RBTF-F8-8	45.2	22.9	10.2
3/4	3/4	RBTF-F12-12	47.2	24.4	15.7
1	1	RBTF-F16-16	52.3	31.2	22.1

Body Threading Card Sleeve Joint
本体穿板卡套接头

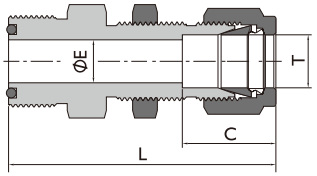

Body to Bulkhead Tube Fitting					
FO Size (in.)	T-tube O.D. (in.)	Ordering Number	Dimension, mm		
			L	C	E
1/4	1/4	RBBTF-F4-4	53.4	15.2	4.6
1/2	3/8	RBBTF-F8-6	59.4	16.8	7.1
1/2	1/2	RBBTF-F8-8	64.8	22.9	10.2
3/4	3/4	RBBTF-12-12	72.6	24.4	15.7
1	1	RBBTF-16-16	83.6	31.2	22.1

Body Straight Connector
本体直通接头

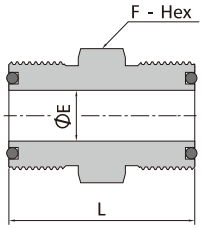

Union Body					
FO Size (in.)	FO Size (in.)	Ordering Number	Dimension, mm		
			L	F	E
1/4	1/4	RUB-F4-F4	31.8	15.9	4.6
1/2	1/4	RUB-F8-F4	36.3	23.8	4.6
1/2	1/2	RUB-F8-F8	38.1	23.8	0.2

Main Body NPT External Tooth Joint
本体NPT外牙接头

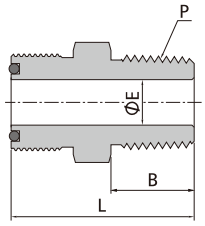

Body to Male NPT					
FO Size (in.)	P-NPT Size	Ordering Number	Dimension, mm		
			L	B	E
1/4	1/8	RBMN-F4-2	29.5	9.7	4.6
1/4	1/4	RBMN-F4-4	34.0	14.2	4.6
1/2	3/8	RBMN-F8-6	37.1	14.2	9.7
1/2	1/2	RBMN-F8-8	41.9	19.1	10.2
3/4	3/4	RBMN-F12-12	44.5	19.1	15.7
1	1	RBMN-F16-16	50.0	23.9	22.1

Body Socket Welding Joint
本体承插焊接头

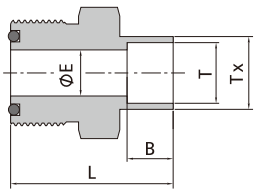

Body to Tube Socket Weld						
FO Size (in.)	T-Tube O.D. (in.)	Ordering Number	Dimension, mm			
			L	E	B	Tx
1/4	1/8	RBTSW-F4-2	22.4	2.3	2.5	7.4
1/4	1/4	RBTSW-F4-4	27.7	4.6	7.1	9.7
1/2	3/8	RBTSW-F8-6	32.5	7.1	7.9	15.2
1/2	1/2	RBTSW-F8-8	34.0	10.2	9.7	15.2
3/4	3/4	RBTSW-F12-12	38.1	15.7	1.2	23.4
1	1	RBTSW-F16-16	43.7	22.1	5.7	30.2

Body 90 ° Elbow
本体 90° 弯头

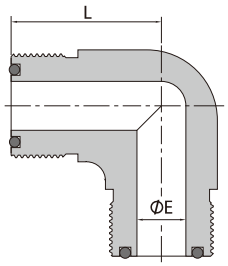

Body Union Elbow			
FO Size (in.)	Ordering Number	Dimension, mm	
		L	E
1/4	RBUE-F4	24.4	4.6
1/2	RBUE-F8	32.0	10.2
3/4	RBUE-F12	37.6	15.7
1	RBUE-F16	39.6	22.1

Automatic Welding Head Of The Body
本体自动焊接头

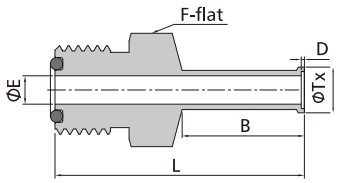

Body to Automatic Tube Weld							
FO Size (in.)	T-tube O.D. (in.)	Ordering Number	Dimension, mm				
			L	B	D	E	Tx
1/4	1/4	RBATW-F4-4	40.4	19.8	0.5	4.6	7.4
1/2	3/8	RBATW-F8-6	44.2	20.0	0.8	7.9	10.4
1/2	1/2	RBATW-F8-8	44.4	20.3	1.0	0.2	14.0
3/4	3/4	RBATW-F12-12	45.2	20.3	1.0	6.5	20.3
1	1	RBATW-F16-16	51.6	25.4	1.0	2.1	26.9

Automatic Welding Head Of The Body
本体NPT外牙弯头

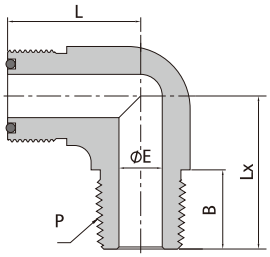

Body to Male NPT Elbow						
FO Size (in.)	P-NPT Size (in.)	Ordering Number	Dimension, mm			
			L	B	E	Lx
1/4	1/8	RBMNE-F4-2	24.4	9.7	4.6	22.1
1/4	1/4	RBMNE-F4-4	24.4	14.2	4.6	26.7
1/2	3/8	RBMNE-F8-6	32.0	14.2	9.7	32.0
1/2	1/2	RBMNE-F8-8	32.0	19.1	0.2	36.8
3/4	3/4	RBMNE-F12-12	37.6	19.1	5.7	42.4
1	1	RBMNE-F16-16	39.6	23.9	2.0	49.3

Body Clamp Elbow
本体卡套弯头

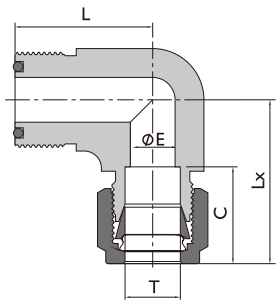

Body to Tube Fitting Elbow						
FO Size (in.)	T-Tube O.D. (in.)	Ordering Number	Dimension, mm			
			L	C	E	Lx
1/4	1/4	RBTFB-F4-4	24.4	15.2	4.6	30.2
1/2	3/8	RBTFB-F8-6	32.0	16.8	7.1	35.3
1/2	1/2	RBTFB-F8-8	32.0	22.9	10.2	38.1
3/4	3/4	RBTFB-F12-12	37.6	24.4	15.7	45.7
1	1	RBTFB-F16-16	39.6	31.2	22.1	51.8

Body Clamp Elbow
本体SAE/MS弯头

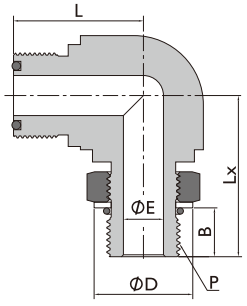

Body to Male SAE/MS Thread Adjustable Elbow							
FO Size (in.)	P-SAE/MS Thread Size (in.)	Ordering Number	Dimension, mm				
			L	B	E	D	Lx
1/4	7/16-20	RBMSE-F4-7	24.4	9.9	4.6	16.5	30.2
1/2	9/16-18	RBMSE-F8-9	33.8	11.2	7.6	20.1	39.1
1/2	3/4-16	RBMSE-F8-12	33.8	12.7	10.2	25.7	41.9
3/4	1 1/16-12	RBMSE-F12-17	38.9	16.8	15.7	36.6	54.1
1	1 5/16-12	RBMSE-F16-21	43.7	16.8	22.1	43.9	58.7

O-Ring Seal Fittings

Nuts
螺母

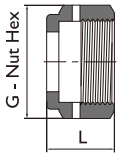

Female			
FO Size (in.)	Ordering Number	Dimension, mm	
		L	G
1/8-1/4	RFN-4	16.8	17.5
3/8-1/2	RFN-8	17.5	25.4
3/4	RFN-12	20.6	38.1
1	RFN-16	20.6	44.5

Blind Female Nut
堵帽

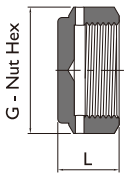

Blind Female Nut			
FO Size (in.)	Ordering Number	Dimension, mm	
		L	G
1/8-1/4	RBFN-4	11.2	17.5
3/8-1/2	RBFN-8	14.2	25.4
3/4	RBFN-12	19.1	38.1
1	RBFN-16	20.6	44.5

O-rings
密封圈



O-rings	
FO Size (in.)	Basic Ordering Number
1/8-1/4	RO-4
3/8-1/2	RO-8
3/4	RO-12
1	RO-16

Blind Male Nut
堵塞

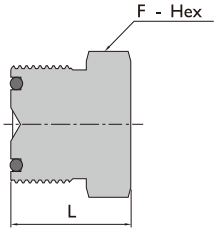

Blind Male Nut			
FO Size (in.)	Ordering Number	Dimension, mm	
		L	F
1/4	RBMN-4	19.6	15.9
1/2	RBMN-8	22.6	23.8
3/4	RBMN-12	25.1	33.3
1	RBMN-16	25.9	41.3

Low Pressure Pneumatic Diaphragm Valve

低压手动隔膜阀

◇ 全封闭阀座密封结构设计，具有优越的密封性能、耐久性、脱气性能及耐腐蚀性能。
◇ 严格挑选隔膜材料提高耐腐蚀性能并采用独创成型方法，最大限度杜绝加工所造成的个体差异，实现了高耐久性能。
◇ 内面研磨处理，可用于半导体高纯度气体，最大限度提高了防颗粒性能。
◇ 第三方认证的洁净室内去离子水，组装，测试和包装。

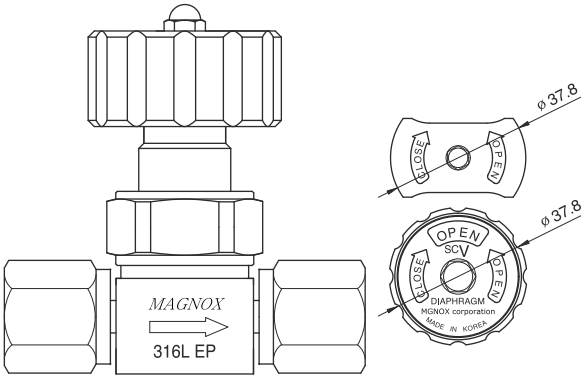

技术参数

尺寸			1/4"	1/2"	3/4"
Cv 值			0.3	0.7	0.7
最高使用压力			1.0MPa （G）		
温度范围	PCTFE		-10℃～ 80℃		
	PFA	手动阀	-10℃～ 150℃		
		气动阀	-10℃～ 120℃（150℃实测值 50 万次）		
	PI		-10℃～ 150℃		
	金属（阀体材质）		-10℃～ 200℃	不适用	
环境温度范围			-10℃～ 60℃		
真空漏率	内部泄漏	PCTFE 、PI、PFA	1×10^{-10} Pa·m³/sec 以下		
		金属	3×10^{-10} Pa·m³/sec 以下	不适用	
	外部泄漏		1×10^{-10} Pa·m³/sec 以下		
操作压力（气动阀）			0.4 ～ 0.7MPa（G）		
使用寿命	手动阀		10 万次		3 万次
	气动阀		200 万次	400 万次	-

产品等级

等级	BA	EP
内表面粗糙度	Ra0.5μm以下	Ra0.3μm以下
研磨	机械研磨加工	电解研磨加工
清洗	脱脂清洗＋精密清洗	
包装	单层	双层

产品材质

阀体	SUS316L 、SUS316LE （双重熔解材料）
密封圈	PCTFE 、PFA 、PI、金属（阀体材质）
隔膜片	钴合金 （3/4" 尺寸为 SUS316L）

注意事项

①本公司生产的阀门仅限在普通大气压环境下使用，不可安装在真空容器内使用。
②阀门需要加热使用时，气动接头和气管请选择可耐高温的材质。

Low Pressure Pneumatic Diaphragm Valve

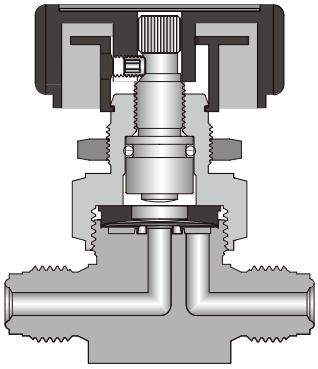

元件	材料/规范
手柄	铝
膜片	钴合金/AMS 5876
阀座	PCTFE/ ASTM D1430 或 PFA/ASTM D3307
阀体	316L SS/SEMI F20或 316L VAR/SEMI F20 或316L VIM-VAR/SEMI F20

Ordering Number



	材质	尺寸		接口方式		定制		等级	
40	316L SS	4	1/4"	VM	Male VCR	x47	Constant Bleed 0.3	BLANK	BA Grade
40V	316L VAR SS	6	3/8"	VF	Female VCR	x59	Constabt Bleed 0.6	F3	EP Grade
40W	316L VIM+VAR SS	8	1/2"	SW	Lok				
		12	3/4"	TW	Butt Weld				

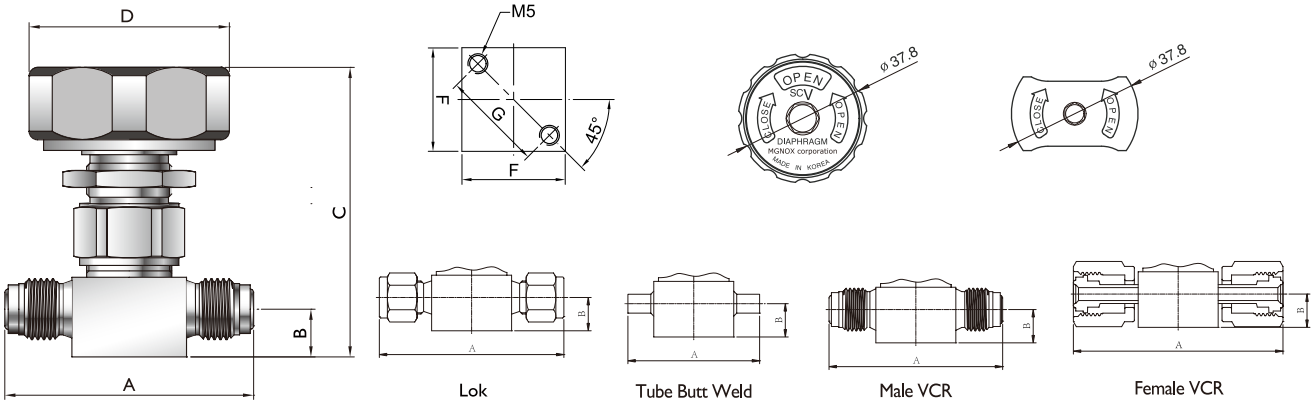

Connection	Size	Dimensions (mm)					
		A	B	C	F	G	D
Lok	1/4"	69.5	11.0	64.3	26.0	25.4	40.0
	3/8"	82.5	16.0	76.8	37.0	28.0	
	1/2"	91.0	16.0	76.8	37.0	28.0	
	3/4"	106.0	22.0	82.8	37.0	28.0	
Male VCR	1/4"	57.0	11.0	64.3	26.0	25.4	
	1/2"	76.2	16.0	76.8	37.0	28.0	
	3/4"	122.0	22.0	82.8	37.0	28.0	
Female VCR	1/4"	70.6	11.0	64.3	26.0	25.4	
	1/2"	83.0	16.0	76.8	37.0	28.0	
	3/4"	122.0	22.0	82.8	37.0	28.0	
Tube Butt Weld	1/4"	54.0	11.0	64.3	26.0	25.4	
	3/8"	69.0	16.0	76.8	37.0	28.0	
	1/2"	69.0	16.0	76.8	37.0	28.0	
	3/4"	150.0	22.0	82.8	37.0	28.0	

Low Pressure Pneumatic Diaphragm Valve

低压气动隔膜阀

◇ 全封闭阀座密封结构设计，具有优越的密封性能、耐久性、脱气性能及耐腐蚀性能。
◇ 严格挑选隔膜材料提高耐腐蚀性能并采用独创成型方法，最大限度杜绝加工所造成的个体差异，实现了高耐久性能。
◇ 内面研磨处理，可用于半导体用高纯度气体，最大限度提高了防颗粒性能。
◇ 第三方认证的洁净室内去离子水，组装，测试和包装。



技术参数

尺寸			1/4"	1/2"	3/4"
Cv 值			0.3	0.7	0.7
最高使用压力			1.0MPa （G）		
温度范围	PCTFE		-10℃～ 80℃		
	PFA	手动阀	-10℃～ 150℃		
		气动阀	-10℃～ 120℃（150℃实测值 50 万次）		
	PI		-10℃～ 150℃		
	金属（阀体材质）		-10℃～ 200℃	不适用	
环境温度范围			-10℃～ 60℃		
真空漏率	内部泄漏	PCTFE 、PI、PFA	1×10^{-10} Pa·m³/sec 以下		
		金属	3×10^{-10} Pa·m³/sec 以下	不适用	
	外部泄漏		1×10^{-10} Pa·m³/sec 以下		
操作压力（气动阀）			0.4 ～ 0.7MPa（G）		
使用寿命	手动阀		10 万次		3 万次
	气动阀		200 万次	400 万次	-

产品等级

等级	BA	EP
内表面粗糙度	Ra0.5μm以下	Ra0.3μm以下
研磨	机械研磨加工	电解研磨加工
清洗	脱脂清洗＋精密清洗	
包装	单层	双层

产品材质

阀体	SUS316L 、SUS316LE （双重熔解材料）
密封圈	PCTFE 、PFA 、PI、金属（阀体材质）
隔膜片	钴合金 （3/4" 尺寸为 SUS316L）

注意事项

①本公司生产的阀门仅限在普通大气压环境下使用，不可安装在真空容器内使用。
②阀门需要加热使用时，气动接头和气管请选择可耐高温的材质。

Low Pressure Pneumatic Diaphragm Valve



元件	材料/规范
执行器	铝
隔膜	钴合金/AMS 5876
阀座	PCTFE/ ASTM D1430 或 PFA/ASTM D3307
阀体	316L SS/SEMI F20或 316L VAR/SEMI F20 或316L VIM-VAR/SEMI F20

Ordering Number

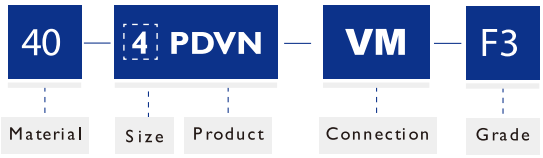

	MATERIAL	SIZE		CONNECTION		OPERATION METHOD		OPTION		GRADE	
40	316L SS	4	1/4"	VM	Male VCR	C	Normally Close	x47	Constant Bleed 0.3	BLANK	BA Grade
40V	316L VAR SS	6	3/8"	VF	Female VCR	O	Normally Open	x59	Constabt Bleed 0.6	P3	EP Grade
40W	316L VIM+VAR SS	8	1/2"	SW	Lok						
		12	3/4"	TW	Butt Weld						

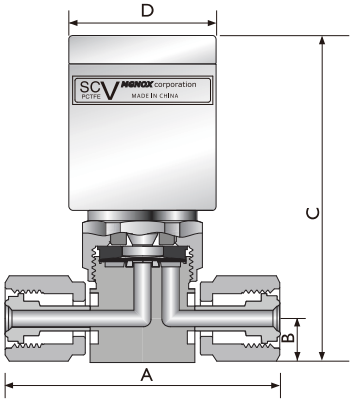

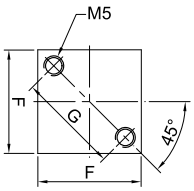

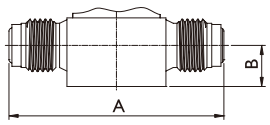

Male VCR

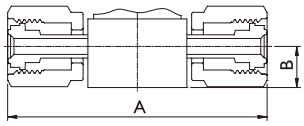

Female VCR

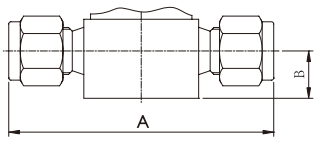

Lok

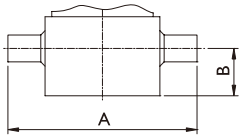

Tube Butt Weld

Connection	Size	Dimensions (mm)					
		A	B	C	F	G	D
Lok	1/4"	69.5	11.0	64.3	26.0	25.4	40.0
	3/8"	82.5	16.0	83.8	37.0	28.0	
	1/2"	91.0	16.0	83.8	37.0	28.0	
	3/4"	106.0	22.0	89.8	37.0	28.0	
Male VCR	1/4"	57.0	11.0	64.3	26.0	25.4	
	1/2"	76.2	16.0	83.8	37.0	28.0	
	3/4"	122.0	22.0	83.8	37.0	28.0	
Female VCR	1/4"	70.6	11.0	64.3	26.0	25.4	
	1/2"	83.0	16.0	83.8	37.0	28.0	
	3/4"	122.0	22.0	83.8	37.0	28.0	
Tube Butt Weld	1/4"	54.0	11.0	64.3	26.0	25.4	
	3/8"	69.0	16.0	83.8	37.0	28.0	
	1/2"	69.0	16.0	83.8	37.0	28.0	
	3/4"	150.0	22.0	89.8	37.0	28.0	

High Pressure Manual Diaphragm Valve

高压手动隔膜阀

◇ 全封闭阀座密封结构设计，具有优越的密封性能、耐久性、脱气性能及耐腐蚀性能。
◇ 严格挑选隔膜材料提高耐腐蚀性能并采用独创成型方法，最大限度杜绝加工所造成的个体差异，实现了高耐久性能。
◇ 内面研磨处理，可用于半导体用高纯度气体，最大限度提高了防颗粒性能。
◇ 第三方认证的洁净室内去离子水，组装，测试和包装。

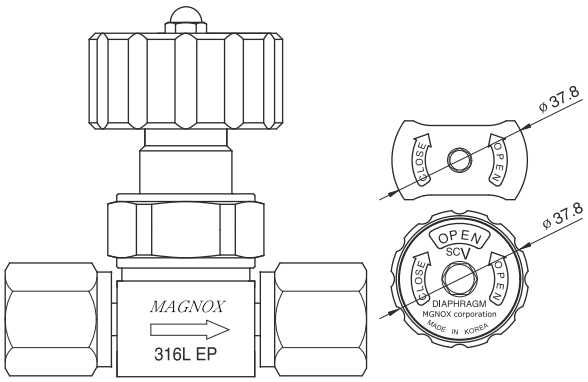

技术参数

尺寸	1/4"
Cv 值	0.1
孔径	2.3mm
最高工作压力	23.5MPa
最大工作温度	-10°C ~ 80°C
内部漏率	$1x10^{-10}Pa \cdot m^3/s$
外部漏率	$1x10^{-10}Pa \cdot m^3/s$

产品等级

等级	BA	EP
内表面粗糙度	Ra0.5μm以下	Ra0.3μm以下
研磨	机械研磨加工	电解研磨加工
清洗	脱脂清洗＋精密清洗	
包装	单层	双层

产品材质

阀体	SUS316L 、SUS316LE （双重熔解材料）
密封圈	PCTFE 、 PFA 、 PI、 金属（阀体材质）
隔膜片	钴合金

注意事项

①本公司生产的阀门仅限在普通大气压环境下使用，不可安装在真空容器内使用。
②阀门需要加热使用时，气动接头和气管请选择可耐高温的材质。

High Pressure Manual Diaphragm Valve

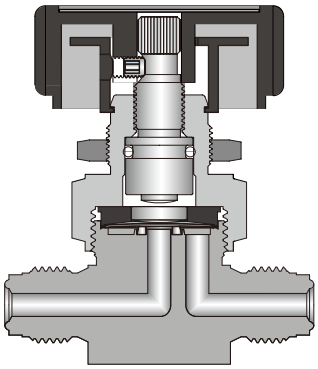

元件	材料/规范
手柄	铝
膜片	钴合金/AMS 5876
阀座	PCTFE/ ASTM D1430 或 PFA/ASTM D3307
阀体	316L SS/SEMI F20或 316L VAR/SEMI F20 或316L VIM+VAR/SEMI F20

Ordering Number

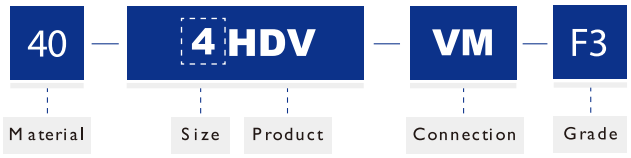

	MATERIAL	SIZE		CONNECTION		GRADE	
40	316L SS	4	1/4"	VM	Male VCR	BLANK	BA Grade
40V	316L VAR SS			VF	Female VCR	F3	EP Grade
40W	316L VIM+VAR SS			SW	Lok		
				TW	Butt Weld		

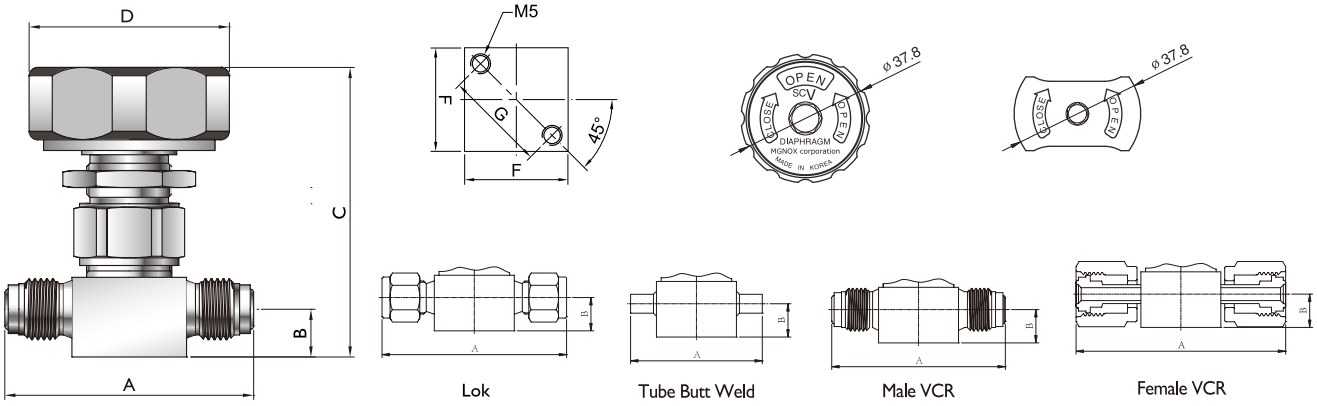

Connection	Size	Dimensions (mm)					
		A	B	C	F	G	D
Lok	1/4"	55.0	11.0	74.0	26.0	25.4	48.0
Male VCR	1/4"	57.0	11.0	74.0	26.0	25.4	
Female VCR	1/4"	70.6	11.0	74.0	26.0	25.4	
Tube Butt Weld	1/4"	135.0	11.0	74.0	26.0	25.4	

High Pressure Manual Diaphragm Valve

高压气动隔膜阀

◇ 全封闭阀座密封结构设计，具有优越的密封性能、耐久性、脱气性能及耐腐蚀性能。
◇ 严格挑选隔膜材料提高耐腐蚀性能并采用独创成型方法，最大限度杜绝加工所造成的个体差异，实现了高耐久性能。
◇ 内面研磨处理，可用于半导体用高纯度气体，最大限度提高了防颗粒性能。
◇ 第三方认证的洁净室内去离子水清洗，组装，测试和包装。



技术参数

尺寸	1/4"
Cv 值	0.1
孔径	2.3mm
最高工作压力	20.6MPa
O开启压力	0.4~0.7MPa
使用温度	-10℃ ~ 65℃
内部漏率	$1x10^{-10}Pa \cdot m^3/s$
外部漏率	$1x10^{-10}Pa \cdot m^3/s$

产品等级

等级	BA	EP
内表面粗糙度	Ra0.5μm以下	Ra0.3μm以下
研磨	机械研磨加工	电解研磨加工
清洗	脱脂清洗＋精密清洗	
包装	单层	双层

产品材质

阀体	SUS316L 、SUS316LE （双重熔解材料）
密封圈	PCTFE 、PFA 、PI、金属（阀体材质）
隔膜片	钴合金

注意事项

①本公司生产的阀门仅限在普通大气压环境下使用，不可安装在真空容器内使用。
②阀门需要加热使用时，气动接头和气管请选择可耐高温的材质。

High Pressure Manual Diaphragm Valve



NAME	MATERIAL
Body	SUS316L Single Melt SUS316L Double Melt SUS304
Seat	PCTFE
Diaphragm	Ni-Co Alloy
Actuator	ALUMINUM

Ordering Number

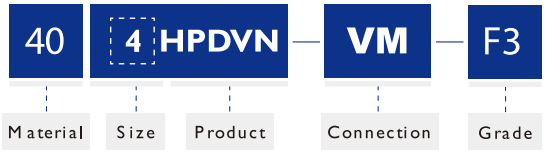

	Material	Size		Grade	
40	316L SS	4	1/4"	AP	AP Grade
40V	316L VAR SS			Blank	BA Grade
40W	316L VIM+VAR SS			F3	EP Grade

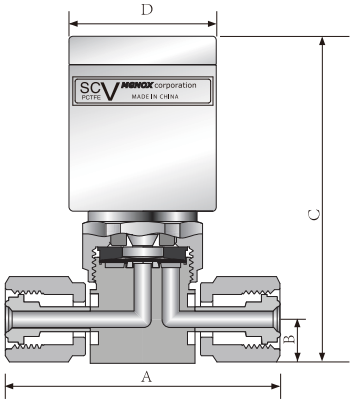

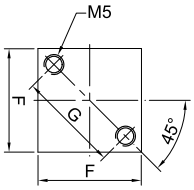

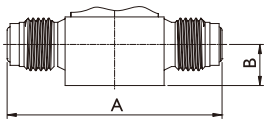

Male VCR

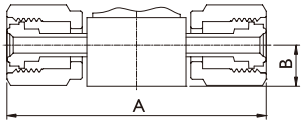

Female VCR

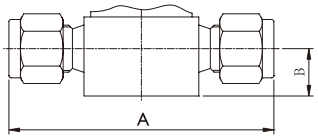

Lok

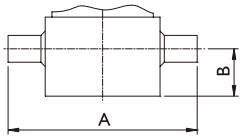

Tube Butt Weld

Connection	Size	Dimensions (mm)					
		A	B	C	G	F	D
Lok	1/4"	55.0	11.0	120.0	18.0	28.0	48.0
Male VCR	1/4"	58.7	11.0	120.0	18.0	28.0	
Female VCR	1/4"	76.2	11.0	120.0	18.0	28.0	
Tube Butt Weld	1/4"	54.0	11.0	120.0	18.0	28.0	

Stainless Steel Gas Filter

超纯不锈钢过滤器

产品特征

◇ 超高纯度直线式气体过滤器。
◇ 所有316L不锈钢结构。
◇ 满足高温及动态压力工况应用。
◇ 紧凑的及可选终端接口设计。
◇ 产品特性流量范围广，从15至300 SLPM。
◇ 与大多数高纯半导体工艺气体具有优异的兼容性。
◇ 3纳米颗粒过滤精度，以最小的压降保持最高的流动效率。
◇ 内表面电解抛光处理，去离子水清洗后用热氮烘烤，达到半导体工艺标准。
◇ 百级洁净间制造、清洗及包装。
◇ 100%氦泄漏测试。



技术参数:

过滤精度	≥ 0.0025μm	
过滤能力	Greater than 99.9999999% Removal of all particles down to 0.0025μm	
流量型号	15 SLPM	
	60 SLPM	
	120 SLPM	
	200 SLPM	
	300 SLPM	
材质	Filter element	316L Stainless steel
	Electropolished housing	316L Stainless steel / 316L Stainless steel VAR
运行条件	Maximum inlet pressure	21 MPa (210kgf/cm²) at 20°C
	Maximum differential pressure	15 MPa (153kgf/cm²) at 20°C
	Maximum operating temperature	460°C (Inert gas)
真空漏率	1×10^{-9} atm·cc/sec	
表面粗糙度	≤ Ra 0.3μm	

Stainless Steel Gas Filter

MAGNOX

选型指南：

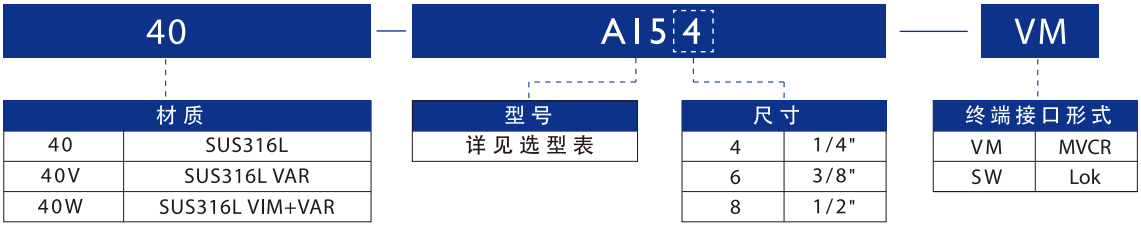

材质	
40	SUS316L
40V	SUS316L VAR
40W	SUS316L VIM+VAR

型号
详见选型表

尺寸	
4	1/4"
6	3/8"
8	1/2"

终端接口形式	
VM	MVCR
SW	Lok

尺寸参数：

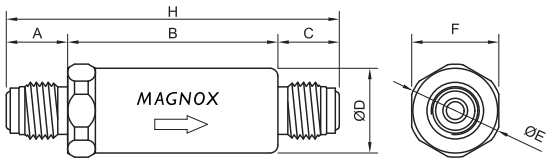

选型表：

Part No.	A/mm	B/mm	C/mm	D/mm	E/mm	F/mm	H/mm
A15-4VM	15.5	53	15.5	27.5	30	27	84
A15-4SW	10.4	52.2	10.4	27.5	30	27	73
A60-4VM	15.5	53	15.5	27.5	30	27	84
A60-4SW	10.4	52.2	10.4	27.5	30	27	73
A60-6(8)VM	19	53	19	27.5	30	27	91
A120-4VM	15.5	96	15.5	29.5	33	30	127
A120-4SW	10.4	95.2	10.4	29.5	33	30	116
A120-6(8)VM	19	96	19	29.5	33	30	134
A120-6(8)SW	12	96	12	29.5	33	30	120
A200-4VM	15.5	98	15.5	35	39	35	129
A200-4SW	10.4	97.2	10.4	35	39	35	118
A200-6(8)VM	19	98	19	35	39	35	136
A200-6(8)SW	12	98	12	35	39	35	122
A300-4VM	15.5	98	15.5	35	39	35	129
A300-4SW	10.4	97.2	10.4	35	39	35	118
A300-6(8)VM	19	98	19	35	39	35	136
A300-6(8)SW	12	98	12	35	39	35	122

[A15]

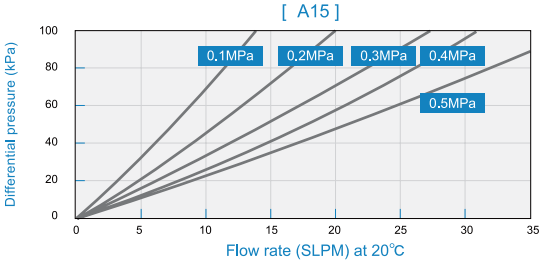

[A60]

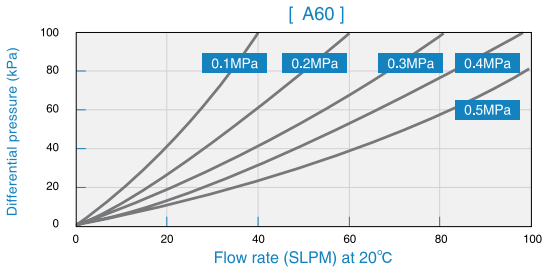

[A120]

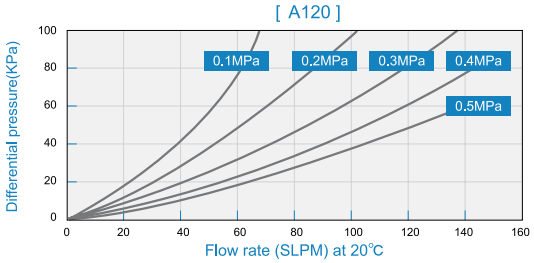

[A200]

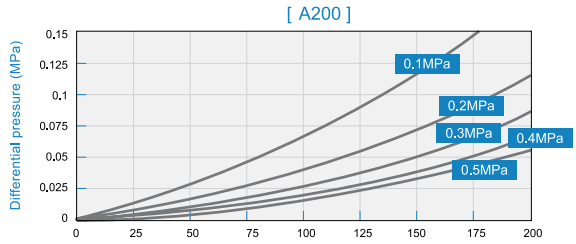

[A300]

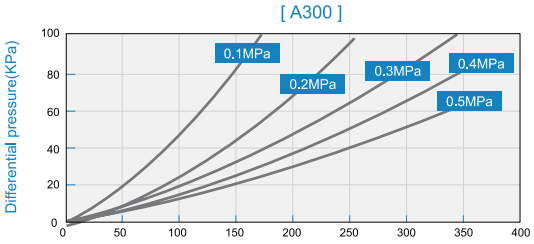

MEMO

www.magnox.com.cn

Suzhou Magnox Hygienic Materials Co., Ltd
No.10 Xihenggang Street, Yangchenghu Town,
Xiangcheng Area, Suzhou City.
Tel:+86-0512-65168151
E-mail:service@magnox.com.cn

我们的技术文件仅用于告知我们的客户。针对一些特定应用的测试条件获得的实验数据和结果，其有效性尚依赖于许多我们不可控的因素。因此，用户有责任根据自己特定需求仔细核实上述结果的有效性和产品的适用性。根据该目录中所列信息引起的争议将不予支持。技术参数如有更改，恕不另行通知。产品图片包含的某些附件可能不作为所印目录号的标准配件提供。

MS-002-VN002-202605